

# Lenovo ThinkSystem SR530 Server (Xeon SP Gen 1 / Gen 2)

## Product Guide

Lenovo ThinkSystem SR530 is an ideal 2-socket 1U rack server for small businesses up to large enterprises that need industry-leading reliability, management, and security, as well as cost-optimized performance and flexibility for future growth. Designed to handle a wide range of workloads, such as IT infrastructure, collaboration, and entry cloud, it can be the foundation of your online business.

Featuring the second generation of the Intel Xeon Processor Scalable Family (Xeon SP Gen 2), the SR530 server offers a balance of performance, capacity and value. The SR530 server supports up to two processors, up to 768 GB of 2933 MHz TruDDR4 memory, 8x 2.5-inch or 4x 3.5-inch drive bays with an extensive choice of SAS/SATA SSDs and SAS/SATA HDDs, and flexible I/O expansion options with a LOM slot and up to 3x PCIe slots.

The SR530 server offers basic software RAID or advanced hardware RAID protection and a wide range of networking options, including embedded LOM, selectable LOM, ML2, and PCIe network adapters. The next-generation Lenovo XClarity Controller, which is built into the SR530 server, provides advanced service processor control, monitoring, and alerting functions.

The following figure shows the ThinkSystem SR530 server with 3.5-inch front hot-swap drives. Other drive configurations are also available.



Figure 1. Lenovo ThinkSystem SR530 with 3.5-inch hot-swap drives

### Did you know?

The SR530 server delivers impressive compute power per watt, featuring 80 PLUS Titanium and Platinum redundant power supplies that can deliver 96% (Titanium) or 94% (Platinum) efficiency at 50% load when connected to a 200 - 240 V AC power source.

The SR530 server is designed to meet ASHRAE A4 standards (up to 45 °C) in select configurations, which enable customers to lower energy costs, while still maintaining world-class reliability.

## Key features

The SR530 server offers a balance of processing power, expandability, and cost for small and medium businesses up to the large enterprise. Ease of use and comprehensive systems management tools help make deployment easier and efficient design improves your business environment and helps save operational costs.

### Scalability and performance

The SR530 server offers numerous features to boost performance, improve scalability, and reduce costs:

- Improves productivity by offering superior system performance with the second generation of the Intel Xeon Processor Scalable Family with up to 22-core processors, up to 30.25 MB of last level cache (LLC), up to 2933 MHz memory speeds, and up to 10.4 GT/s Ultra Path Interconnect (UPI) links.
  - Support for up to two processors, 44 cores, and 88 threads allows to maximize the concurrent execution of multithreaded applications.
  - Intelligent and adaptive system performance with energy efficient Intel Turbo Boost 2.0 Technology allows CPU cores to run at maximum speeds during peak workloads by temporarily going beyond processor thermal design power (TDP).
  - Intel Hyper-Threading Technology boosts performance for multithreaded applications by enabling simultaneous multithreading within each processor core, up to two threads per core.
  - Intel Virtualization Technology integrates hardware-level virtualization hooks that allow operating system vendors to better utilize the hardware for virtualization workloads.
  - Intel Speed Select Technology provides improvements in server utilization and guaranteed per-core performance service levels with more granular control over processor performance.
  - Intel Deep Learning Boost (Vector Neural Network Instruction set [VNNI]) is designed to deliver significant, more efficient Deep Learning (Inference) acceleration for high-performance Artificial Intelligence (AI) workloads.
  - Intel Advanced Vector Extensions 512 (AVX-512) enable acceleration of enterprise-class and high performance computing (HPC) workloads.
- Helps maximize system performance for data intensive applications with up to 2933 MHz memory speeds and up to 768 GB of memory capacity.
- Offers flexible and scalable internal storage in a 1U rack form factor with up to 8x 2.5-inch drives for performance-optimized configurations or up to 4x 3.5-inch drives for capacity-optimized configurations, providing a wide selection of SAS/SATA HDDs/SSDs.
- Provides I/O scalability with a LOM slot and up to three PCI Express (PCIe) 3.0 I/O expansion slots in a 1U rack form factor.
- Reduces I/O latency and increases overall system performance with Intel Integrated I/O Technology that embeds the PCI Express 3.0 controller into the Intel Xeon Processor Scalable Family.

### Availability and serviceability

The SR530 server provides many features to simplify serviceability and increase system uptime:

- Designed to run 24 hours a day, 7 days a week
- Offers protection in the event of a non-correctable memory failure with Single Device Data Correction (SDDC, also known as Chipkill, requires x4-based DIMMs), Adaptive Double Device Data Correction (ADDDC, also known as Redundant Bit Steering [RBS], requires x4-based DIMMs and Intel Xeon Gold or Platinum processors), memory mirroring, and memory rank sparing.
- Provides easy access to upgrades and serviceable parts (such as processors, memory DIMMs, and adapter cards) with tool-less cover removal.

- Offers affordable data protection with software RAID and Simple Swap drives and advanced hardware RAID data redundancy with hot-swap drives.
- Provides availability for applications with redundant hot-swap power supplies and redundant non-hot-swap fans.
- Speeds up troubleshooting tasks to reduce service time with diagnostics built into the XClarity Provisioning Manager.
- Allows preventive actions in advance of possible failure, thereby increasing server uptime and application availability with Proactive Platform Alerts (including PFA and SMART alerts) for processors, voltage regulators, memory, internal storage (SAS/SATA HDDs and SSDs, M.2 storage), fans, power supplies, RAID controllers, and server ambient and sub-component temperatures.
- Continuously monitors system parameters, triggers alerts, and performs recovery actions in case of failure to minimize downtime with Built-in XClarity Controller (XCC).
- Provides quick access to system status, firmware, network, health, and alerts information via Virtual Operator Panel from the XClarity Mobile App running on the Android or iOS mobile device that is connected to the front USB port with XClarity Controller access.

### **Manageability and security**

Powerful systems management features simplify local and remote management of the SR530 server and deliver enterprise-class data protection:

- Provides advanced service processor control, monitoring, and alerting functions with XClarity Controller, a next generation service processor.
- Improves Unified Extensible Firmware Interface (UEFI) system setup, configuration, updates, simplified error handling, and operating system deployment with the embedded XClarity Provisioning Manager.
- Offers XClarity Essentials software tools that can help you set up, use, and maintain the server.
- Increases uptime, reduces costs, and improves productivity through advanced server management capabilities with Lenovo XClarity Administrator that provides comprehensive hardware management.
- Provides on-the-go monitoring and management of devices in XClarity Administrator from anywhere with the Lenovo XClarity mobile app, which can help improve efficiency and reduce downtime risks.
- Centralizes infrastructure resource management with Lenovo XClarity Integrators for VMware vCenter and Microsoft System Center, extending XClarity Administrator features to virtualization management software tools and enabling users to deploy and manage infrastructure end-to-end.
- Offers advanced cryptographic functionality (such as digital signatures and remote attestation) with an integrated Trusted Platform Module (TPM) or optional Trusted Cryptographic Module (TCM) or Nationz TPM (available only in PRC).
- Keeps user data safe with Lenovo Business Vantage, a security software tool suite designed to work with the Trusted Cryptographic Module (available only in PRC).
- Offers enterprise-class data protection with advanced RAID and optional self-encrypting drives.
- Provides faster, stronger encryption with industry-standard AES NI support.
- Helps prevent certain classes of malicious buffer overflow attacks with Intel Execute Disable Bit functionality, when combined with a supporting operating system.
- Enhances security through hardware-based resistance to malicious software attacks with Intel Trusted Execution Technology, allowing an application to run in its own isolated space, protected from all other software running on a system.

### **Energy efficiency**

The SR530 server offers the following energy-efficiency features to save energy, reduce operational costs, increase energy availability, and contribute to the green environment:

- Delivers impressive compute power per watt, featuring 80 PLUS Titanium and Platinum redundant power supplies.
- Enables customers to lower energy costs with design to meet ASHRAE A4 standards in select configurations.
- Reduces power drawn with Intel Intelligent Power Capability that powers individual processor elements on and off as needed.
- Helps reduce power consumption with variable speed fans.
- Helps achieve lower heat output and reduced cooling needs with Lenovo XClarity Energy Manager that provides advanced data center power notification, analysis, and policy-based management.

## Components and connectors

The following figure shows the front of the SR530 server with four 3.5-inch drive bays.

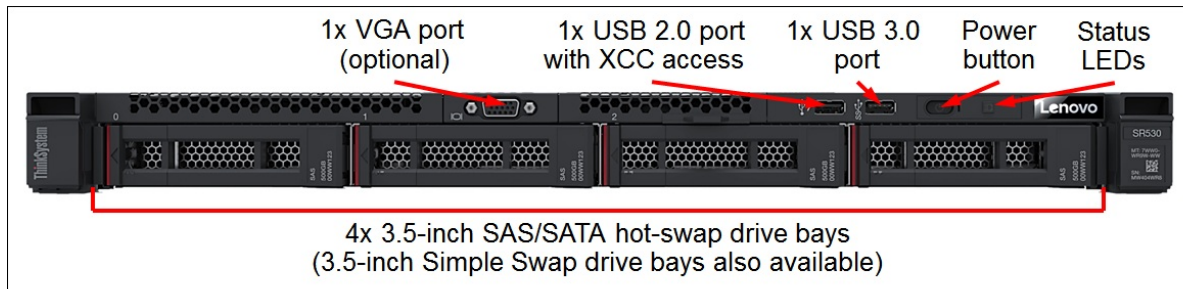


Figure 2. Front view of the SR530: 4x 3.5-inch drive bays

The following figure shows the front of the SR530 server with eight 2.5-inch drive bays.




Figure 3. Front view of the SR530: 8x 2.5-inch drive bays

The front of the SR530 server includes the following components:

- Up to 8x 2.5-inch or 4x 3.5-inch hot-swap drive bays, or 4x 3.5-inch Simple Swap drive bays.
- One VGA port (optional).
- One USB 3.0 port.
- One USB 2.0 port with XClarity Controller access.
- Power button.
- Status LEDs.

The following figure shows the rear of the SR530 server with three PCIe low profile slots.

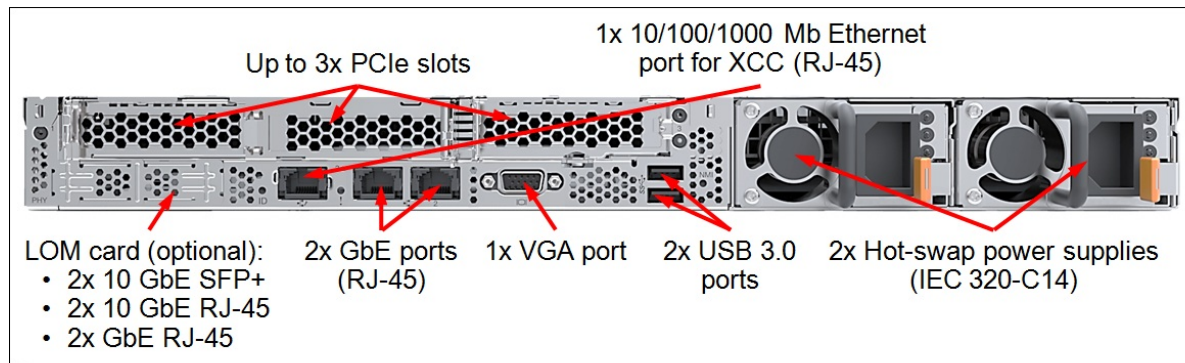


Figure 4. Rear view of the SR530

The rear of the SR530 server includes the following components:

- Up to three PCIe expansion slots (depending on the riser cards selected).
- One LOM card slot.
- One 1 GbE port for XClarity Controller.
- One VGA port.
- Two USB 3.0 ports.
- Up to two hot-swap power supplies.

The following figure shows the locations of key components inside the SR530 server.

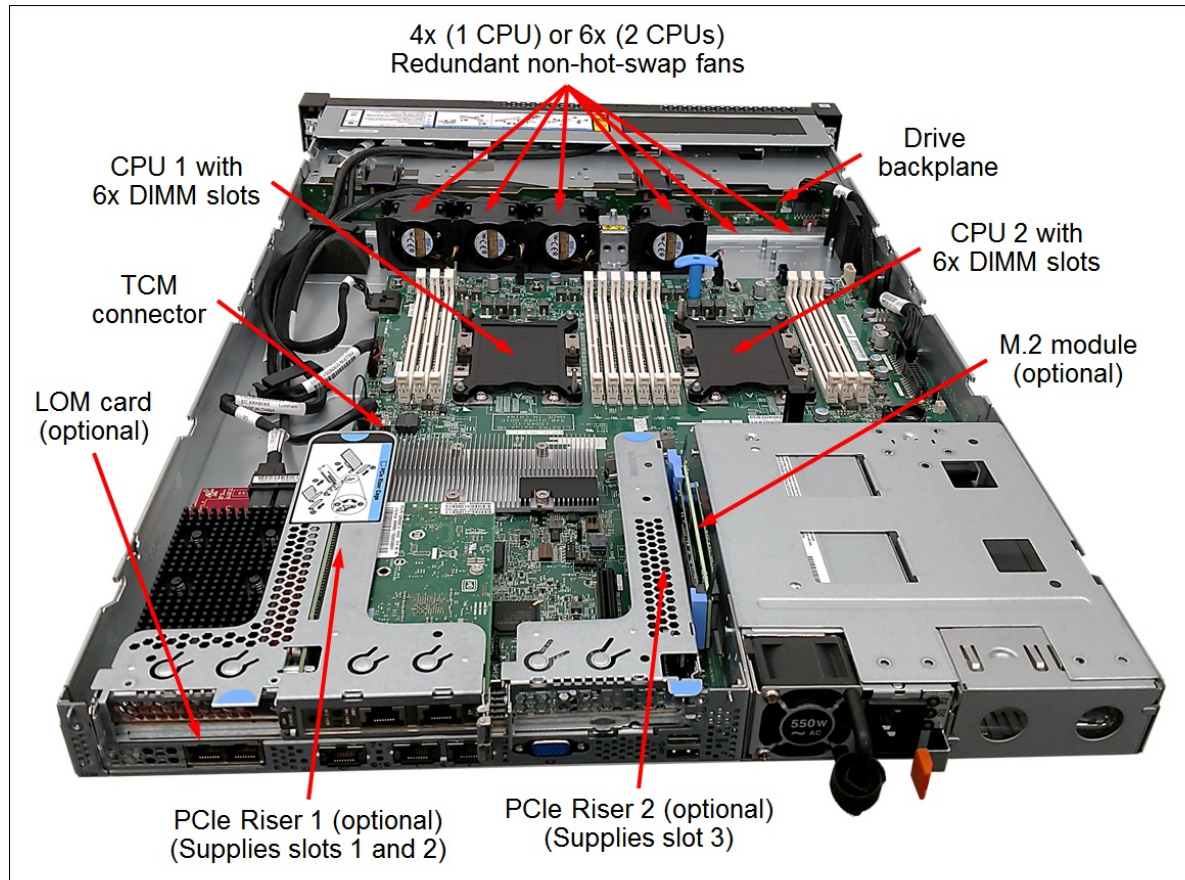


Figure 5. Internal view of the SR530

The following key components are located inside the SR530 server:

- Up to two processors.
- 12 DIMM slots (6 DIMM slots per processor).
- Drive backplanes.
- One M.2 module connector.
- One LOM card connector.
- Two slots for PCIe riser cards.
- One TCM connector.
- Four (one processor) or six (two processors) non-hot-swap system fans.

## System specifications

The following table lists the system specifications for the SR530 server.

Table 1. SR530 system specifications

| Attribute     | Specification                                    |
|---------------|--|
| Machine types | 7X07 - 1 year warranty<br>7X08 - 3 year warranty |
| Form factor   | 1U rack-mount                                    |

| Attribute                 | Specification   |
|---------------------------|---|
| Processor                 | Up to two Intel Xeon Gen 2 Bronze, Silver, Gold, or Platinum processors: <ul style="list-style-type: none"> <li>Up to 22 cores (1.9 GHz core speeds)</li> <li>Up to 3.8 GHz core speeds (4 cores)</li> <li>Two UPI links up to 10.4 GT/s each</li> <li>Up to 30.25 MB cache</li> <li>Up to 2933 MHz memory speed</li> </ul> 1st Gen Intel Xeon processors are also supported.   |
| Chipset                   | Intel C622  |
| Memory                    | Up to 12 DIMM sockets (6 DIMMs per processor; six memory channels per processor with one DIMM per channel). Support for RDIMMs and LRDIMMs. Memory types cannot be intermixed. Memory speed up to 2933 MHz depending on the processor selected.   |
| Persistent memory         | Not supported   |
| Memory protection         | Error correction code (ECC), SDDC (for x4-based memory DIMMs), ADDDC (for x4-based memory DIMMs, requires Intel Xeon Gold or Platinum processors), memory mirroring, memory rank sparing, patrol scrubbing, and demand scrubbing.   |
| Memory capacity           | Up to 768 GB with 12x 64 GB RDIMMs (Up to 384 GB per processor)   |
| Drive bays                | <ul style="list-style-type: none"> <li>4 LFF SATA Simple Swap drive bays</li> <li>4 LFF SAS/SATA hot-swap drive bays</li> <li>8 SFF SAS/SATA hot-swap drive bays</li> </ul>   |
| Internal storage capacity | <ul style="list-style-type: none"> <li>2.5-inch drives: <ul style="list-style-type: none"> <li>122.88TB using 8x 15.36TB 2.5-inch SAS/SATA SSDs</li> <li>19.2TB using 8x 2.4TB 2.5-inch HDDs</li> </ul> </li> <li>3.5-inch drives: <ul style="list-style-type: none"> <li>80TB using 4x 20TB 3.5-inch HDDs</li> <li>30.72TB using 4x 7.68TB 3.5-inch SAS/SATA SSDs</li> </ul> </li> </ul>   |
| Storage controller        | <ul style="list-style-type: none"> <li>6 Gb Onboard SATA AHCI</li> <li>6 Gb Onboard SATA RAID (Intel RSTe)</li> <li>12 Gb SAS/SATA RAID adapters with up to 8GB flash-backed cache</li> <li>12 Gb SAS/SATA HBA (non-RAID)</li> </ul>  |
| Optical drive bays        | None. Support for an external USB DVD RW Optical Disk Drive (See <a href="#">Optical drives</a> ).  |
| Network interfaces        | <ul style="list-style-type: none"> <li>2x Integrated 1 GbE RJ-45 ports (no 10/100 Mb support)</li> <li>Onboard LOM slot for up to two additional 1/10 Gb Ethernet ports: <ul style="list-style-type: none"> <li>2x 1 GbE RJ-45 ports (no 10/100 Mb support)</li> <li>2x 10 GbE RJ-45 ports (no 10/100 Mb support)</li> <li>2x 10 GbE SFP+ ports (no 10/100 Mb support)</li> </ul> </li> <li>Optional Mezzanine LOM (ML2) slot for dual-port 10 GbE cards with SFP+ or RJ-45 connectors.</li> <li>1x RJ-45 10/100/1000 Mb Ethernet systems management port.</li> </ul> |
| I/O expansion slots       | Up to three slots depending on the riser cards installed. The slots are as follows: <ul style="list-style-type: none"> <li>Slot 1: PCIe 3.0 x8; low profile</li> <li>Slot 2: PCIe 3.0 x16 or ML2 x8; low profile or full-height, half-length</li> <li>Slot 3: PCIe 3.0 x8 or x16; low profile</li> </ul> PCIe x16 slot 3 requires the second processor to be installed.   |
| GPUs                      | Not supported   |

| Attribute           | Specification  |
|---------------------|--|
| Ports               | <ul style="list-style-type: none"> <li>• Front: 1x USB 2.0 port with XClarity Controller access and 1x USB 3.0 port; optional 1x VGA port.</li> <li>• Rear: 2x USB 3.0 ports and 1x VGA port; optional 1x DB-9 serial port.</li> </ul>   |
| Cooling             | Four (one processor) or six (two processors) non-hot-swap system fans with N+1 redundancy.   |
| Power supply        | Up to two redundant hot-swap 550 W or 750 W (100 - 240 V) High Efficiency Platinum or 750 W (200 - 240 V) High Efficiency Titanium AC power supplies. HVDC support (PRC only).   |
| Video               | Matrox G200 with 16 MB memory integrated into the XClarity Controller. Maximum resolution is 1920x1200 at 60 Hz with 32 bits per pixel.  |
| Hot-swap parts      | Drives (select models) and power supplies.   |
| Systems management  | XClarity Controller (XCC) Standard, Advanced, or Enterprise (Pilot 4 chip), proactive platform alerts, XClarity Provisioning Manager, XClarity Essentials, XClarity Administrator, XClarity Integrators for VMware vCenter and Microsoft System Center, XClarity Energy Manager, Capacity Planner.   |
| Security features   | Power-on password, administrator's password, secure firmware updates, Trusted Platform Module (TPM) 1.2 or 2.0 (configurable UEFI setting). Optional lockable front bezel. Optional Trusted Cryptographic Module (TCM) or Nationz TPM (available only in PRC). Optional Lenovo Business Vantage security software (available only in PRC). |
| Operating systems   | Microsoft Windows Server, Red Hat Enterprise Linux, SUSE Linux Enterprise Server, VMware ESXi. See the <a href="#">Operating systems</a> section for specifics.  |
| Warranty            | One-year (7X07) or three-year (7X08) customer-replaceable unit (CRU) and onsite limited warranty with 9x5 Next Business Day Parts Delivered.   |
| Service and support | Optional service upgrades are available through Lenovo Services: 2-hour or 4-hour response time, 6-hour or 24-hour committed service repair, warranty extension up to 5 years, 1-year or 2-year post-warranty extensions, YourDrive Your Data, Enterprise Software Support, and Basic Hardware Installation Services.                      |
| Dimensions          | Width: 435 mm (17.1 in.), height: 43 mm (1.7 in.), depth: 750 mm (29.5 in.). See <a href="#">Physical specifications</a> for details.  |
| Weight              | Minimum configuration: 10.2 kg (22.5 lb), maximum: 16 kg (35.3 lb)   |



## Models

ThinkSystem SR530 models can be configured by using the [Lenovo Data Center Solution Configurator \(DCSC\)](#).

Configure-to-order (CTO) models are used to create models with factory-integrated server customizations. For CTO models, two base CTO models are available for the SR530 as listed in the following table, CTO1WW and CTOLWW:

- The CTO1WW base CTO model is for general business and is selectable by choosing **General Purpose** mode in DCSC.
- The CTOLWW base model is intended for High Performance Computing (HPC) and Artificial Intelligence (AI) configurations and solutions, including configurations for Lenovo Scalable Infrastructure (LeSI), and is enabled using either the **HPC & AI LeSI Solutions** mode or **HPC & AI Hardware** mode in DCSC. CTOLWW configurations can also be built using [System x and Cluster Solutions Configurator \(x-config\)](#).

Preconfigured server models may also be available for the SR530, however these are region-specific; that is, each region may define their own server models, and not all server models are available in every region.

The following table lists the base CTO models of the ThinkSystem SR530 server.

Table 2. Base CTO models

| Description                         | Machine Type/Model<br>General purpose | Machine Type/Model<br>for HPC and AI |
|-------------------------------------|---------------------------------------|--------------------------------------|
| ThinkSystem SR530 - 3 year Warranty | 7X08CTO1WW                            | 7X08CTOLWW                           |
| ThinkSystem SR530 - 1 year Warranty | 7X07CTO1WW                            | 7X07CTOLWW                           |

The following table lists the base chassis for CTO models of the SR530 server.

There are currently two base feature codes for both the 2.5-inch and 3.5-inch chassis. The "v2" bases include the new SR530 Air Duct Kit v2 which is required if a RAID 9350 adapter is to be configured. See the [Field upgrades](#) section for details. The non-v2 bases can be selected if any other RAID adapter or HBA is selected.

Table 3. Base chassis for CTO models

| Feature code  | Description                                   |
|---|---|
| Base feature codes - suitable for all configurations except those with a RAID 9350 adapter  |   |
| AV0T  | ThinkSystem SR530 3.5" Chassis with 4 Bays    |
| AV0S  | ThinkSystem SR530 2.5" Chassis with 8 Bays    |
| Base feature codes - suitable for all configurations including ones with a RAID 9350 adapter (includes the SR530 Air Duct Kit v2) |   |
| BNPS  | ThinkSystem SR530 3.5" Chassis with 4 Bays v2 |
| BNPR  | ThinkSystem SR530 2.5" Chassis with 8 Bays v2 |

**Withdrawn models with 1st Gen processors:** For the preconfigured models with 1st Gen processors that are now withdrawn, see the following Gen 1 product guide: <https://lenovopress.com/lp0639-thinksystem-sr530-server-xeon-sp-gen-1>

The following tables list the available models, grouped by region.

- [Models for Australia and New Zealand](#)

- [Models for South East Asian countries \(ASEAN\)](#)
- [Models for Brazil](#)
- [Models for EMEA region](#)
- [Models for Hong Kong, Taiwan, Korea \(HTK\)](#)
- [Models for India](#)
- [Models for Japan](#)
- [Models for Latin American countries \(except Brazil\)](#)

Refer to the Specifications section for information about standard features of the server.

Common to all models:

- All models indicated as having the 750W power supply are using the Platinum power supply

## Models for Australia and New Zealand

Table 4. Models for Australia and New Zealand

| Model  | Intel Xeon processor†           | Memory               | RAID   | Drive bays and drives      | LOM  | Slots            | Power supply | Front VGA | XCC | Rail kit     |
|--|---------------------------------|----------------------|--------|----------------------------|------|------------------|--------------|-----------|-----|--------------|
| Standard models with a 1-year warranty (machine type 7X07) |                                 |                      |        |                            |      |                  |              |           |     |              |
| 7X07A00VAU   | 1x Bronze 3204<br>6C 85W 1.9G   | 1x 16GB<br>2Rx8 2666 | Option | Option 2.5"/8,<br>Open bay | Open | Open             | 1x<br>550W   | Yes       | Std | Slide        |
| Standard models with a 3-year warranty (machine type 7X08) |                                 |                      |        |                            |      |                  |              |           |     |              |
| 7X08A085AU   | 1x Bronze 3204<br>6C 85W 1.9G   | 1x 8GB<br>2933       | 530-8i | 8x 2.5" SAS,<br>Open bay   | Open | x8 LP,<br>x16 LP | 1x<br>750W   | Opt       | Std | Opt          |
| 7X08A099AU   | 1x Bronze 3204<br>6C 85W 1.9G   | 1x 8GB<br>2933       | 530-8i | 4x 3.5" SAS,<br>Open bay   | Open | x8 LP,<br>x16 LP | 1x<br>750W   | Opt       | Std | Opt          |
| 7X08A06YAU   | 1x Silver 4208<br>8C 85W 2.1G   | 1x 8GB<br>2933       | 530-8i | 8x 2.5" SAS,<br>Open bay   | Open | x8 LP,<br>x16 LP | 1x<br>750W   | Opt       | Std | Opt          |
| 7X08A071AU   | 1x Silver 4208<br>8C 85W 2.1G   | 1x 8GB<br>2933       | 530-8i | 4x 3.5" SAS,<br>Open bay   | Open | x8 LP,<br>x16 LP | 1x<br>750W   | Opt       | Std | Opt          |
| 7X08A080AU   | 1x Silver 4210<br>10C 85W 2.2G  | 1x 8GB<br>2933       | 530-8i | 8x 2.5" SAS,<br>Open bay   | Open | x8 LP,<br>x16 LP | 1x<br>750W   | Opt       | Std | Opt          |
| 7X08A08XAU   | 1x Silver 4210<br>10C 85W 2.2G  | 1x 8GB<br>2933       | 530-8i | 4x 3.5" SAS,<br>Open bay   | Open | x8 LP,<br>x16 LP | 1x<br>750W   | Opt       | Std | Opt          |
| 7X08A09KAU   | 1x Silver 4210<br>10C 85W 2.2G  | 1x 16GB<br>2Rx8 2933 | 530-8i | 8x 2.5" SAS,<br>Open bay   | Open | x8 LP,<br>x16 LP | 1x<br>750W   | Opt       | Ent | Slide<br>CMA |
| 7X08A09MAU   | 1x Silver 4210<br>10C 85W 2.2G  | 1x 32GB<br>2933      | 530-8i | 8x 2.5" SAS,<br>Open bay   | Open | x8 LP,<br>x16 LP | 1x<br>750W   | Opt       | Ent | Slide<br>CMA |
| 7X08A09NAU   | 1x Silver 4210<br>10C 85W 2.2G  | 1x 16GB<br>2Rx8 2933 | 930-8i | 8x 2.5" SAS,<br>Open bay   | Open | x8 LP,<br>x16 LP | 1x<br>750W   | Opt       | Ent | Slide<br>CMA |
| 7X08A07DAU   | 1x Silver 4214<br>12C 85W 2.2G  | 1x 8GB<br>2933       | 530-8i | 8x 2.5" SAS,<br>Open bay   | Open | x8 LP,<br>x16 LP | 1x<br>750W   | Opt       | Std | Opt          |
| 7X08A08CAU   | 1x Silver 4214<br>12C 85W 2.2G  | 1x 8GB<br>2933       | 530-8i | 4x 3.5" SAS,<br>Open bay   | Open | x8 LP,<br>x16 LP | 1x<br>750W   | Opt       | Std | Opt          |
| 7X08A07XAU   | 1x Silver 4215<br>8C 85W 2.5G   | 1x 8GB<br>2933       | 530-8i | 4x 3.5" SAS,<br>Open bay   | Open | x8 LP,<br>x16 LP | 1x<br>750W   | Opt       | Std | Opt          |
| 7X08A08NAU   | 1x Silver 4215<br>8C 85W 2.5G   | 1x 8GB<br>2933       | 530-8i | 8x 2.5" SAS,<br>Open bay   | Open | x8 LP,<br>x16 LP | 1x<br>750W   | Opt       | Std | Opt          |
| 7X08A07EAU   | 1x Silver 4216<br>16C 100W 2.1G | 1x 8GB<br>2933       | 530-8i | 8x 2.5" SAS,<br>Open bay   | Open | x8 LP,<br>x16 LP | 1x<br>750W   | Opt       | Std | Opt          |
| 7X08A07VAU   | 1x Silver 4216<br>16C 100W 2.1G | 1x 8GB<br>2933       | 530-8i | 4x 3.5" SAS,<br>Open bay   | Open | x8 LP,<br>x16 LP | 1x<br>750W   | Opt       | Std | Opt          |
| 7X08A08GAU   | 1x Gold 5215<br>10C 85W 2.5G    | 1x 8GB<br>2933       | 530-8i | 8x 2.5" SAS,<br>Open bay   | Open | x8 LP,<br>x16 LP | 1x<br>750W   | Opt       | Std | Opt          |

| Model   | Intel Xeon processor†           | Memory               | RAID   | Drive bays and drives      | LOM  | Slots            | Power supply | Front VGA | XCC | Rail kit     |
|---|---------------------------------|----------------------|--------|----------------------------|------|------------------|--------------|-----------|-----|--------------|
| 7X08A08RAU  | 1x Gold 5215<br>10C 85W 2.5G    | 1x 8GB<br>2933       | 530-8i | 4x 3.5" SAS,<br>Open bay   | Open | x8 LP,<br>x16 LP | 1x<br>750W   | Opt       | Std | Opt          |
| 7X08A07GAU  | 1x Gold 5217 8C<br>115W 3.0G    | 1x 8GB<br>2933       | 530-8i | 8x 2.5" SAS,<br>Open bay   | Open | x8 LP,<br>x16 LP | 1x<br>750W   | Opt       | Std | Opt          |
| 7X08A08JAU  | 1x Gold 5217 8C<br>115W 3.0G    | 1x 8GB<br>2933       | 530-8i | 4x 3.5" SAS,<br>Open bay   | Open | x8 LP,<br>x16 LP | 1x<br>750W   | Opt       | Std | Opt          |
| 7X08A076AU  | 1x Gold 5218<br>16C 125W 2.3G   | 1x 8GB<br>2933       | 530-8i | 4x 3.5" SAS,<br>Open bay   | Open | x8 LP,<br>x16 LP | 1x<br>750W   | Opt       | Std | Opt          |
| 7X08A08BAU  | 1x Gold 5218<br>16C 125W 2.3G   | 1x 8GB<br>2933       | 530-8i | 8x 2.5" SAS,<br>Open bay   | Open | x8 LP,<br>x16 LP | 1x<br>750W   | Opt       | Std | Opt          |
| 7X08A08LAU  | 1x Gold 5220<br>18C 125W 2.2G   | 1x 8GB<br>2933       | 530-8i | 4x 3.5" SAS,<br>Open bay   | Open | x8 LP,<br>x16 LP | 1x<br>750W   | Opt       | Std | Opt          |
| 7X08A092AU  | 1x Gold 5220<br>18C 125W 2.2G   | 1x 8GB<br>2933       | 530-8i | 8x 2.5" SAS,<br>Open bay   | Open | x8 LP,<br>x16 LP | 1x<br>750W   | Opt       | Std | Opt          |
| 7X08A06XAU  | 1x Gold 6230<br>20C 125W 2.1G   | 1x 8GB<br>2933       | 530-8i | 4x 3.5" SAS,<br>Open bay   | Open | x8 LP,<br>x16 LP | 1x<br>750W   | Opt       | Std | Opt          |
| 7X08A07BAU  | 1x Gold 6230<br>20C 125W 2.1G   | 1x 8GB<br>2933       | 530-8i | 8x 2.5" SAS,<br>Open bay   | Open | x8 LP,<br>x16 LP | 1x<br>750W   | Opt       | Std | Opt          |
| TopSeller models with a 3-year warranty (machine type 7X08) |                                 |                      |        |                            |      |                  |              |           |     |              |
| 7X08A09GAU  | 1x Bronze 3204<br>6C 85W 1.9G   | 1x 16GB<br>2Rx8 2933 | 530-8i | 8x 2.5" SAS,<br>Open bay   | Open | x8 LP,<br>x16 LP | 1x<br>750W   | Opt       | Ent | Slide<br>CMA |
| 7X08A09HAU  | 1x Silver 4208<br>8C 85W 2.1G   | 1x 16GB<br>2Rx8 2933 | 530-8i | 8x 2.5" SAS,<br>Open bay   | Open | x8 LP,<br>x16 LP | 1x<br>750W   | Opt       | Ent | Slide<br>CMA |
| 7X08A09LAU  | 1x Silver 4208<br>8C 85W 2.1G   | 1x 16GB<br>2Rx8 2933 | 930-8i | 8x 2.5" SAS,<br>Open bay   | Open | x8 LP,<br>x16 LP | 1x<br>750W   | Opt       | Ent | Slide<br>CMA |
| 7X08A0BCAU  | 1x Silver 4208<br>8C 85W 2.1G   | 1x 16GB<br>2Rx8 2933 | Option | Option 2.5"/8,<br>Open bay | Open | x8 LP,<br>x16 FH | 1x<br>750W   | Yes       | Ent | Slide        |
| 7X08A0BMAU  | 1x Silver 4208<br>8C 85W 2.1G   | 1x 16GB<br>2Rx8 2933 | Option | Option 2.5"/8,<br>Open bay | Open | x8 LP,<br>x16 LP | 1x<br>750W   | Opt       | Ent | Slide<br>CMA |
| 7X08A09JAU  | 1x Silver 4210<br>10C 85W 2.2G  | 1x 32GB<br>2933      | 930-8i | 8x 2.5" SAS,<br>Open bay   | Open | x8 LP,<br>x16 LP | 1x<br>750W   | Opt       | Ent | Slide<br>CMA |
| 7X08A0BAAU  | 1x Silver 4210<br>10C 85W 2.2G  | 1x 32GB<br>2933      | Option | Option 2.5"/8,<br>Open bay | Open | x8 LP,<br>x16 FH | 1x<br>750W   | Yes       | Ent | Slide        |
| 7X08A0BNAU  | 1x Silver 4210<br>10C 85W 2.2G  | 1x 32GB<br>2933      | Option | Option 2.5"/8,<br>Open bay | Open | x8 LP,<br>x16 LP | 1x<br>750W   | Opt       | Ent | Slide<br>CMA |
| 7X08A0B0AU  | 1x Silver 4216<br>16C 100W 2.1G | 1x 32GB<br>2933      | 930-8i | 8x 2.5" SAS,<br>Open bay   | Open | x8 LP,<br>x16 FH | 1x<br>550W   | Yes       | Ent | Slide        |
| 7X08A0BBAU  | 1x Silver 4216<br>16C 100W 2.1G | 1x 32GB<br>2933      | Option | Option 2.5"/8,<br>Open bay | Open | x8 LP,<br>x16 FH | 1x<br>750W   | Yes       | Ent | Slide        |
| 7X08A0BLAU  | 1x Silver 4216<br>16C 100W 2.1G | 1x 32GB<br>2933      | Option | Option 2.5"/8,<br>Open bay | Open | x8 LP,<br>x16 LP | 1x<br>750W   | Opt       | Ent | Slide<br>CMA |

† Processor description: Processor model, number of cores, thermal design power (TDP), core frequency

## Models for South East Asian countries (ASEAN)

Table 5. Models for South East Asian countries (ASEAN)

| Model  | Intel Xeon processor†         | Memory         | RAID   | Drive bays and drives    | LOM  | Slots            | Power supply | Front VGA | XCC | Rail kit |
|--|-------------------------------|----------------|--------|--------------------------|------|------------------|--------------|-----------|-----|----------|
| Standard models with a 3-year warranty (machine type 7X08) |                               |                |        |                          |      |                  |              |           |     |          |
| 7X08A086SG   | 1x Bronze 3204 6C<br>85W 1.9G | 1x 8GB<br>2933 | 530-8i | 8x 2.5" SAS,<br>Open bay | Open | x8 LP,<br>x16 LP | 1x<br>750W   | Opt       | Std | Opt      |

| Model      | Intel Xeon processor†        | Memory      | RAID   | Drive bays and drives | LOM  | Slots         | Power supply | Front VGA | XCC | Rail kit |
|------------|------------------------------|-------------|--------|-----------------------|------|---------------|--------------|-----------|-----|----------|
| 7X08A099SG | 1x Bronze 3204 6C 85W 1.9G   | 1x 8GB 2933 | 530-8i | 4x 3.5" SAS, Open bay | Open | x8 LP, x16 LP | 1x 750W      | Opt       | Std | Opt      |
| 7X08A06ZSG | 1x Silver 4208 8C 85W 2.1G   | 1x 8GB 2933 | 530-8i | 8x 2.5" SAS, Open bay | Open | x8 LP, x16 LP | 1x 750W      | Opt       | Std | Opt      |
| 7X08A08ZSG | 1x Silver 4208 8C 85W 2.1G   | 1x 8GB 2933 | 530-8i | 4x 3.5" SAS, Open bay | Open | x8 LP, x16 LP | 1x 750W      | Opt       | Std | Opt      |
| 7X08A081SG | 1x Silver 4210 10C 85W 2.2G  | 1x 8GB 2933 | 530-8i | 8x 2.5" SAS, Open bay | Open | x8 LP, x16 LP | 1x 750W      | Opt       | Std | Opt      |
| 7X08A08XSG | 1x Silver 4210 10C 85W 2.2G  | 1x 8GB 2933 | 530-8i | 4x 3.5" SAS, Open bay | Open | x8 LP, x16 LP | 1x 750W      | Opt       | Std | Opt      |
| 7X08A07DSG | 1x Silver 4214 12C 85W 2.2G  | 1x 8GB 2933 | 530-8i | 8x 2.5" SAS, Open bay | Open | x8 LP, x16 LP | 1x 750W      | Opt       | Std | Opt      |
| 7X08A07ZSG | 1x Silver 4214 12C 85W 2.2G  | 1x 8GB 2933 | 530-8i | 4x 3.5" SAS, Open bay | Open | x8 LP, x16 LP | 1x 750W      | Opt       | Std | Opt      |
| 7X08A083SG | 1x Silver 4215 8C 85W 2.5G   | 1x 8GB 2933 | 530-8i | 4x 3.5" SAS, Open bay | Open | x8 LP, x16 LP | 1x 750W      | Opt       | Std | Opt      |
| 7X08A093SG | 1x Silver 4215 8C 85W 2.5G   | 1x 8GB 2933 | 530-8i | 8x 2.5" SAS, Open bay | Open | x8 LP, x16 LP | 1x 750W      | Opt       | Std | Opt      |
| 7X08A07ESG | 1x Silver 4216 16C 100W 2.1G | 1x 8GB 2933 | 530-8i | 8x 2.5" SAS, Open bay | Open | x8 LP, x16 LP | 1x 750W      | Opt       | Std | Opt      |
| 7X08A07VSG | 1x Silver 4216 16C 100W 2.1G | 1x 8GB 2933 | 530-8i | 4x 3.5" SAS, Open bay | Open | x8 LP, x16 LP | 1x 750W      | Opt       | Std | Opt      |
| 7X08A073SG | 1x Gold 5215 10C 85W 2.5G    | 1x 8GB 2933 | 530-8i | 8x 2.5" SAS, Open bay | Open | x8 LP, x16 LP | 1x 750W      | Opt       | Std | Opt      |
| 7X08A08RSG | 1x Gold 5215 10C 85W 2.5G    | 1x 8GB 2933 | 530-8i | 4x 3.5" SAS, Open bay | Open | x8 LP, x16 LP | 1x 750W      | Opt       | Std | Opt      |
| 7X08A07PSG | 1x Gold 5217 8C 115W 3.0G    | 1x 8GB 2933 | 530-8i | 8x 2.5" SAS, Open bay | Open | x8 LP, x16 LP | 1x 750W      | Opt       | Std | Opt      |
| 7X08A097SG | 1x Gold 5217 8C 115W 3.0G    | 1x 8GB 2933 | 530-8i | 4x 3.5" SAS, Open bay | Open | x8 LP, x16 LP | 1x 750W      | Opt       | Std | Opt      |
| 7X08A07TSG | 1x Gold 5218 16C 125W 2.3G   | 1x 8GB 2933 | 530-8i | 4x 3.5" SAS, Open bay | Open | x8 LP, x16 LP | 1x 750W      | Opt       | Std | Opt      |
| 7X08A08BSG | 1x Gold 5218 16C 125W 2.3G   | 1x 8GB 2933 | 530-8i | 8x 2.5" SAS, Open bay | Open | x8 LP, x16 LP | 1x 750W      | Opt       | Std | Opt      |
| 7X08A08LSG | 1x Gold 5220 18C 125W 2.2G   | 1x 8GB 2933 | 530-8i | 4x 3.5" SAS, Open bay | Open | x8 LP, x16 LP | 1x 750W      | Opt       | Std | Opt      |
| 7X08A09FSG | 1x Gold 5220 18C 125W 2.2G   | 1x 8GB 2933 | 530-8i | 8x 2.5" SAS, Open bay | Open | x8 LP, x16 LP | 1x 750W      | Opt       | Std | Opt      |
| 7X08A07BSG | 1x Gold 6230 20C 125W 2.1G   | 1x 8GB 2933 | 530-8i | 8x 2.5" SAS, Open bay | Open | x8 LP, x16 LP | 1x 750W      | Opt       | Std | Opt      |
| 7X08A091SG | 1x Gold 6230 20C 125W 2.1G   | 1x 8GB 2933 | 530-8i | 4x 3.5" SAS, Open bay | Open | x8 LP, x16 LP | 1x 750W      | Opt       | Std | Opt      |

† Processor description: Processor model, number of cores, thermal design power (TDP), core frequency

## Models for Brazil

Table 6. Models for Brazil

| Model   | Intel Xeon processor†         | Memory               | RAID          | Drive bays and drives    | LOM   | Slots            | Power supply | Front VGA | XCC | Rail kit |
|---|-------------------------------|----------------------|---------------|--------------------------|-------|------------------|--------------|-----------|-----|----------|
| TopSeller models with a 3-year warranty (machine type 7X08) |                               |                      |               |                          |       |                  |              |           |     |          |
| 7X08A09YBR  | 1x Bronze 3204<br>6C 85W 1.9G | 1x 16GB<br>1Rx4 2933 | 530-8i        | 4x 3.5" SAS,<br>Open bay | 2x1Gb | x8 LP,<br>x16 FH | 1x<br>550W   | Yes       | Std | Slide    |
| 7X08A09ZBR  | 1x Silver 4208 8C<br>85W 2.1G | 1x 16GB<br>1Rx4 2933 | 530-8i        | 4x 3.5" SAS,<br>Open bay | 2x1Gb | x8 LP,<br>x16 FH | 1x<br>550W   | Yes       | Std | Slide    |
| 7X08A0APBR  | 1x Silver 4208 8C<br>85W 2.1G | 1x 32GB<br>2933      | 730-8i<br>2GB | 8x 2.5" SAS,<br>Open bay | 2x1Gb | x8 LP,<br>x16 FH | 1x<br>550W   | Opt       | Std | Slide    |

† Processor description: Processor model, number of cores, thermal design power (TDP), core frequency

## Models for EMEA region

Table 7. Models for EMEA region

| Model  | Intel Xeon processor†            | Memory               | RAID        | Drive bays and drives                                    | LOM  | Slots            | Power supply | Front VGA | XCC | Rail kit |
|--|----------------------------------|----------------------|-------------|--|------|------------------|--------------|-----------|-----|----------|
| Standard models with a 3-year warranty (machine type 7X08) |                                  |                      |             |  |      |                  |              |           |     |          |
| 7X08A0BFEA   | 1x Silver 4208<br>8C 85W 2.1G    | 1x 32GB<br>2933      | Option      | Option 2.5"/8,<br>Open bay, M.2<br>Single                | Open | x8 LP,<br>x16 LP | 1x<br>750W   | Opt       | Ent | Slide    |
| 7X08A0BHEA   | 1x Silver 4208<br>8C 85W 2.1G    | 1x 16GB<br>2Rx8 2933 | 5350-<br>8i | 8x 2.5" SAS,<br>Open bay                                 | Open | x8 LP,<br>x16 LP | 1x<br>750W   | Opt       | Ent | Slide    |
| 7X08A0BQEA   | 1x Silver 4208<br>8C 85W 2.1G    | 1x 32GB<br>2933      | Option      | Option 2.5"/8,<br>Open bay, M.2<br>Dual, 2x 128GB<br>M.2 | Open | x8 LP,<br>x16 LP | 1x<br>750W   | Opt       | Ent | Slide    |
| 7X08A0BEEA   | 1x Silver 4210R<br>10C 100W 2.4G | 1x 16GB<br>2Rx8 2933 | 5350-<br>8i | 8x 2.5" SAS,<br>Open bay                                 | Open | x8 LP,<br>x16 LP | 1x<br>750W   | Opt       | Ent | Slide    |
| 7X08A0BJEA   | 1x Silver 4210R<br>10C 100W 2.4G | 1x 32GB<br>2933      | 5350-<br>8i | 8x 2.5" SAS, 2x<br>240GB S4510                           | Open | x8 LP,<br>x16 LP | 2x<br>750W   | Opt       | Ent | Slide    |
| 7X08A0BKEA   | 1x Silver 4210R<br>10C 100W 2.4G | 1x 32GB<br>2933      | 5350-<br>8i | 8x 2.5" SAS, 2x<br>480GB MV SSD                          | Open | x8 LP,<br>x16 LP | 2x<br>750W   | Opt       | Ent | Slide    |
| 7X08A0BPEA   | 1x Silver 4210R<br>10C 100W 2.4G | 1x 16GB<br>2Rx8 2933 | 5350-<br>8i | 8x 2.5" SAS,<br>Open bay                                 | Open | x8 LP,<br>x16 LP | 1x<br>750W   | Opt       | Ent | Slide    |

† Processor description: Processor model, number of cores, thermal design power (TDP), core frequency

## Models for Hong Kong, Taiwan, Korea (HTK)

Table 8. Models for Hong Kong, Taiwan, Korea (HTK)

| Model  | Intel Xeon processor†         | Memory         | RAID   | Drive bays and drives    | LOM  | Slots            | Power supply | Front VGA | XCC | Rail kit |
|--|-------------------------------|----------------|--------|--------------------------|------|------------------|--------------|-----------|-----|----------|
| Standard models with a 3-year warranty (machine type 7X08) |                               |                |        |                          |      |                  |              |           |     |          |
| 7X08A085CN   | 1x Bronze 3204<br>6C 85W 1.9G | 1x 8GB<br>2933 | 530-8i | 8x 2.5" SAS,<br>Open bay | Open | x8 LP,<br>x16 LP | 1x<br>750W   | Opt       | Std | Opt      |
| 7X08A09CCN   | 1x Bronze 3204<br>6C 85W 1.9G | 1x 8GB<br>2933 | 530-8i | 4x 3.5" SAS,<br>Open bay | Open | x8 LP,<br>x16 LP | 1x<br>750W   | Opt       | Std | Opt      |

| Model      | Intel Xeon processor†        | Memory            | RAID   | Drive bays and drives                                   | LOM   | Slots                | Power supply | Front VGA | XCC | Rail kit |
|------------|------------------------------|-------------------|--------|---|-------|----------------------|--------------|-----------|-----|----------|
| 7X08100VCN | 1x Silver 4208 8C 85W 2.1G   | 2x 16GB 2Rx8 2933 | 930-8i | 8x 2.5" SAS, 2x 1.2TB 10K, 2x 240GB S4510, 1x Ext DVDRW | 2x1Gb | x8 LP, x16 LP        | 2x 750W      | Opt       | Std | Slide    |
| 7X08A06YCN | 1x Silver 4208 8C 85W 2.1G   | 1x 8GB 2933       | 530-8i | 8x 2.5" SAS, Open bay                                   | Open  | x8 LP, x16 LP        | 1x 750W      | Opt       | Std | Opt      |
| 7X08A071CN | 1x Silver 4208 8C 85W 2.1G   | 1x 8GB 2933       | 530-8i | 4x 3.5" SAS, Open bay                                   | Open  | x8 LP, x16 LP        | 1x 750W      | Opt       | Std | Opt      |
| 7X08A0B9CN | 1x Silver 4208 8C 85W 2.1G   | 2x 16GB 2Rx8 2933 | 930-8i | 8x 2.5" SAS, 2x 1.2TB 10K, 4x 480GB PM883, 1x Ext DVDRW | 2x1Gb | x8 LP, x16 LP, x8 LP | 2x 750W      | Opt       | Ent | Slide    |
| 7X08A080CN | 1x Silver 4210 10C 85W 2.2G  | 1x 8GB 2933       | 530-8i | 8x 2.5" SAS, Open bay                                   | Open  | x8 LP, x16 LP        | 1x 750W      | Opt       | Std | Opt      |
| 7X08A09BCN | 1x Silver 4210 10C 85W 2.2G  | 1x 8GB 2933       | 530-8i | 4x 3.5" SAS, Open bay                                   | Open  | x8 LP, x16 LP        | 1x 750W      | Opt       | Std | Opt      |
| 7X08A082CN | 1x Silver 4214 12C 85W 2.2G  | 1x 8GB 2933       | 530-8i | 8x 2.5" SAS, Open bay                                   | Open  | x8 LP, x16 LP        | 1x 750W      | Opt       | Std | Opt      |
| 7X08A08CCN | 1x Silver 4214 12C 85W 2.2G  | 1x 8GB 2933       | 530-8i | 4x 3.5" SAS, Open bay                                   | Open  | x8 LP, x16 LP        | 1x 750W      | Opt       | Std | Opt      |
| 7X08A07XCN | 1x Silver 4215 8C 85W 2.5G   | 1x 8GB 2933       | 530-8i | 4x 3.5" SAS, Open bay                                   | Open  | x8 LP, x16 LP        | 1x 750W      | Opt       | Std | Opt      |
| 7X08A08NCN | 1x Silver 4215 8C 85W 2.5G   | 1x 8GB 2933       | 530-8i | 8x 2.5" SAS, Open bay                                   | Open  | x8 LP, x16 LP        | 1x 750W      | Opt       | Std | Opt      |
| 7X08A07NCN | 1x Silver 4216 16C 100W 2.1G | 1x 8GB 2933       | 530-8i | 8x 2.5" SAS, Open bay                                   | Open  | x8 LP, x16 LP        | 1x 750W      | Opt       | Std | Opt      |
| 7X08A09DCN | 1x Silver 4216 16C 100W 2.1G | 1x 8GB 2933       | 530-8i | 4x 3.5" SAS, Open bay                                   | Open  | x8 LP, x16 LP        | 1x 750W      | Opt       | Std | Opt      |
| 7X08A088CN | 1x Gold 5215 10C 85W 2.5G    | 1x 8GB 2933       | 530-8i | 4x 3.5" SAS, Open bay                                   | Open  | x8 LP, x16 LP        | 1x 750W      | Opt       | Std | Opt      |
| 7X08A08GCN | 1x Gold 5215 10C 85W 2.5G    | 1x 8GB 2933       | 530-8i | 8x 2.5" SAS, Open bay                                   | Open  | x8 LP, x16 LP        | 1x 750W      | Opt       | Std | Opt      |
| 7X08A07GCN | 1x Gold 5217 8C 115W 3.0G    | 1x 8GB 2933       | 530-8i | 8x 2.5" SAS, Open bay                                   | Open  | x8 LP, x16 LP        | 1x 750W      | Opt       | Std | Opt      |
| 7X08A08JCN | 1x Gold 5217 8C 115W 3.0G    | 1x 8GB 2933       | 530-8i | 4x 3.5" SAS, Open bay                                   | Open  | x8 LP, x16 LP        | 1x 750W      | Opt       | Std | Opt      |
| 7X08A076CN | 1x Gold 5218 16C 125W 2.3G   | 1x 8GB 2933       | 530-8i | 4x 3.5" SAS, Open bay                                   | Open  | x8 LP, x16 LP        | 1x 750W      | Opt       | Std | Opt      |
| 7X08A087CN | 1x Gold 5218 16C 125W 2.3G   | 1x 8GB 2933       | 530-8i | 8x 2.5" SAS, Open bay                                   | Open  | x8 LP, x16 LP        | 1x 750W      | Opt       | Std | Opt      |
| 7X08A08MCN | 1x Gold 5220 18C 125W 2.2G   | 1x 8GB 2933       | 530-8i | 4x 3.5" SAS, Open bay                                   | Open  | x8 LP, x16 LP        | 1x 750W      | Opt       | Std | Opt      |
| 7X08A092CN | 1x Gold 5220 18C 125W 2.2G   | 1x 8GB 2933       | 530-8i | 8x 2.5" SAS, Open bay                                   | Open  | x8 LP, x16 LP        | 1x 750W      | Opt       | Std | Opt      |
| 7X08A06XCN | 1x Gold 6230 20C 125W 2.1G   | 1x 8GB 2933       | 530-8i | 4x 3.5" SAS, Open bay                                   | Open  | x8 LP, x16 LP        | 1x 750W      | Opt       | Std | Opt      |
| 7X08A07KCN | 1x Gold 6230 20C 125W 2.1G   | 1x 8GB 2933       | 530-8i | 8x 2.5" SAS, Open bay                                   | Open  | x8 LP, x16 LP        | 1x 750W      | Opt       | Std | Opt      |

† Processor description: Processor model, number of cores, thermal design power (TDP), core frequency

## Models for India

Table 9. Models for India

| Model  | Intel Xeon processor†        | Memory      | RAID   | Drive bays and drives | LOM  | Slots         | Power supply | Front VGA | XCC | Rail kit |
|--|------------------------------|-------------|--------|-----------------------|------|---------------|--------------|-----------|-----|----------|
| Standard models with a 3-year warranty (machine type 7X08) |                              |             |        |                       |      |               |              |           |     |          |
| 7X08A07USG   | 1x Bronze 3204 6C 85W 1.9G   | 1x 8GB 2933 | 530-8i | 8x 2.5" SAS, Open bay | Open | x8 LP, x16 LP | 1x 750W      | Opt       | Std | Opt      |
| 7X08A08TSG   | 1x Bronze 3204 6C 85W 1.9G   | 1x 8GB 2933 | 530-8i | 4x 3.5" SAS, Open bay | Open | x8 LP, x16 LP | 1x 750W      | Opt       | Std | Opt      |
| 7X08A07WSG   | 1x Silver 4208 8C 85W 2.1G   | 1x 8GB 2933 | 530-8i | 4x 3.5" SAS, Open bay | Open | x8 LP, x16 LP | 1x 750W      | Opt       | Std | Opt      |
| 7X08A084SG   | 1x Silver 4208 8C 85W 2.1G   | 1x 8GB 2933 | 530-8i | 8x 2.5" SAS, Open bay | Open | x8 LP, x16 LP | 1x 750W      | Opt       | Std | Opt      |
| 7X08A079SG   | 1x Silver 4210 10C 85W 2.2G  | 1x 8GB 2933 | 530-8i | 8x 2.5" SAS, Open bay | Open | x8 LP, x16 LP | 1x 750W      | Opt       | Std | Opt      |
| 7X08A07YSG   | 1x Silver 4210 10C 85W 2.2G  | 1x 8GB 2933 | 530-8i | 4x 3.5" SAS, Open bay | Open | x8 LP, x16 LP | 1x 750W      | Opt       | Std | Opt      |
| 7X08A06VSG   | 1x Silver 4214 12C 85W 2.2G  | 1x 8GB 2933 | 530-8i | 4x 3.5" SAS, Open bay | Open | x8 LP, x16 LP | 1x 750W      | Opt       | Std | Opt      |
| 7X08A07SSG   | 1x Silver 4214 12C 85W 2.2G  | 1x 8GB 2933 | 530-8i | 8x 2.5" SAS, Open bay | Open | x8 LP, x16 LP | 1x 750W      | Opt       | Std | Opt      |
| 7X08A07JSG   | 1x Silver 4215 8C 85W 2.5G   | 1x 8GB 2933 | 530-8i | 4x 3.5" SAS, Open bay | Open | x8 LP, x16 LP | 1x 750W      | Opt       | Std | Opt      |
| 7X08A09ASG   | 1x Silver 4215 8C 85W 2.5G   | 1x 8GB 2933 | 530-8i | 8x 2.5" SAS, Open bay | Open | x8 LP, x16 LP | 1x 750W      | Opt       | Std | Opt      |
| 7X08A08PSG   | 1x Silver 4216 16C 100W 2.1G | 1x 8GB 2933 | 530-8i | 4x 3.5" SAS, Open bay | Open | x8 LP, x16 LP | 1x 750W      | Opt       | Std | Opt      |
| 7X08A098SG   | 1x Silver 4216 16C 100W 2.1G | 1x 8GB 2933 | 530-8i | 8x 2.5" SAS, Open bay | Open | x8 LP, x16 LP | 1x 750W      | Opt       | Std | Opt      |
| 7X08A077SG   | 1x Gold 5215 10C 85W 2.5G    | 1x 8GB 2933 | 530-8i | 4x 3.5" SAS, Open bay | Open | x8 LP, x16 LP | 1x 750W      | Opt       | Std | Opt      |
| 7X08A095SG   | 1x Gold 5215 10C 85W 2.5G    | 1x 8GB 2933 | 530-8i | 8x 2.5" SAS, Open bay | Open | x8 LP, x16 LP | 1x 750W      | Opt       | Std | Opt      |
| 7X08A07RSG   | 1x Gold 5217 8C 115W 3.0G    | 1x 8GB 2933 | 530-8i | 4x 3.5" SAS, Open bay | Open | x8 LP, x16 LP | 1x 750W      | Opt       | Std | Opt      |
| 7X08A08VSG   | 1x Gold 5217 8C 115W 3.0G    | 1x 8GB 2933 | 530-8i | 8x 2.5" SAS, Open bay | Open | x8 LP, x16 LP | 1x 750W      | Opt       | Std | Opt      |
| 7X08A06USG   | 1x Gold 5218 16C 125W 2.3G   | 1x 8GB 2933 | 530-8i | 8x 2.5" SAS, Open bay | Open | x8 LP, x16 LP | 1x 750W      | Opt       | Std | Opt      |
| 7X08A08WSG   | 1x Gold 5218 16C 125W 2.3G   | 1x 8GB 2933 | 530-8i | 4x 3.5" SAS, Open bay | Open | x8 LP, x16 LP | 1x 750W      | Opt       | Std | Opt      |
| 7X08A089SG   | 1x Gold 5220 18C 125W 2.2G   | 1x 8GB 2933 | 530-8i | 8x 2.5" SAS, Open bay | Open | x8 LP, x16 LP | 1x 750W      | Opt       | Std | Opt      |
| 7X08A094SG   | 1x Gold 5220 18C 125W 2.2G   | 1x 8GB 2933 | 530-8i | 4x 3.5" SAS, Open bay | Open | x8 LP, x16 LP | 1x 750W      | Opt       | Std | Opt      |
| 7X08A08KSG   | 1x Gold 6230 20C 125W 2.1G   | 1x 8GB 2933 | 530-8i | 8x 2.5" SAS, Open bay | Open | x8 LP, x16 LP | 1x 750W      | Opt       | Std | Opt      |
| 7X08A09ESG   | 1x Gold 6230 20C 125W 2.1G   | 1x 8GB 2933 | 530-8i | 4x 3.5" SAS, Open bay | Open | x8 LP, x16 LP | 1x 750W      | Opt       | Std | Opt      |

† Processor description: Processor model, number of cores, thermal design power (TDP), core frequency

## Models for Japan

Table 10. Models for Japan

| Model   | Intel Xeon processor†            | Memory               | RAID          | Drive bays and drives      | LOM  | Slots            | Power supply | Front VGA | XCC | Rail kit |
|---|----------------------------------|----------------------|---------------|----------------------------|------|------------------|--------------|-----------|-----|----------|
| Standard models with a 3-year warranty (machine type 7X08)  |                                  |                      |               |                            |      |                  |              |           |     |          |
| 7X08A0AWJP  | 1x Gold 5218R<br>20C 125W 2.1G   | 1x 16GB<br>1Rx4 2666 | Option        | Option 2.5"/8,<br>Open bay | Open | Open             | 1x<br>550W   | Opt       | Adv | Slide    |
| TopSeller models with a 3-year warranty (machine type 7X08) |                                  |                      |               |                            |      |                  |              |           |     |          |
| 7X08A08AJJP   | 1x Bronze 3204 6C<br>85W 1.9G    | 1x 16GB<br>1Rx4 2666 | 530-8i        | 4x 3.5" SAS,<br>Open bay   | Open | x8 LP,<br>x16 LP | 1x<br>550W   | Opt       | Adv | Slide    |
| 7X08A08DJJP   | 1x Bronze 3204 6C<br>85W 1.9G    | 1x 16GB<br>1Rx4 2666 | 730-8i<br>2GB | 8x 2.5" SAS,<br>Open bay   | Open | x8 LP,<br>x16 LP | 1x<br>550W   | Opt       | Adv | Slide    |
| 7X08A0AXJP  | 1x Bronze 3206R<br>8C 85W 1.9G   | 1x 16GB<br>1Rx4 2666 | Option        | Option 2.5"/8,<br>Open bay | Open | Open             | 1x<br>550W   | Opt       | Adv | Slide    |
| 7X08A08EJJP   | 1x Silver 4208 8C<br>85W 2.1G    | 1x 16GB<br>1Rx4 2666 | 730-8i<br>2GB | 8x 2.5" SAS,<br>Open bay   | Open | x8 LP,<br>x16 LP | 1x<br>550W   | Opt       | Adv | Slide    |
| 7X08A07HJJP   | 1x Silver 4210 10C<br>85W 2.2G   | 1x 16GB<br>1Rx4 2666 | 530-8i        | 4x 3.5" SAS,<br>Open bay   | Open | x8 LP,<br>x16 LP | 1x<br>550W   | Opt       | Adv | Slide    |
| 7X08A08SJP  | 1x Silver 4210 10C<br>85W 2.2G   | 1x 16GB<br>1Rx4 2666 | 730-8i<br>2GB | 8x 2.5" SAS,<br>Open bay   | Open | x8 LP,<br>x16 LP | 1x<br>550W   | Opt       | Adv | Slide    |
| 7X08A0AYJP  | 1x Silver 4210R<br>10C 100W 2.4G | 1x 16GB<br>1Rx4 2666 | Option        | Option 2.5"/8,<br>Open bay | Open | Open             | 1x<br>550W   | Opt       | Adv | Slide    |
| 7X08A08QJJP   | 1x Silver 4214 12C<br>85W 2.2G   | 1x 16GB<br>1Rx4 2666 | 730-8i<br>2GB | 8x 2.5" SAS,<br>Open bay   | Open | x8 LP,<br>x16 LP | 1x<br>550W   | Opt       | Adv | Slide    |
| 7X08A0AVJJP   | 1x Silver 4214R<br>12C 100W 2.4G | 1x 16GB<br>1Rx4 2666 | Option        | Option 2.5"/8,<br>Open bay | Open | Open             | 1x<br>550W   | Opt       | Adv | Slide    |
| 7X08A07QJJP   | 1x Silver 4215 8C<br>85W 2.5G    | 1x 16GB<br>1Rx4 2666 | 730-8i<br>2GB | 8x 2.5" SAS,<br>Open bay   | Open | x8 LP,<br>x16 LP | 1x<br>550W   | Opt       | Adv | Slide    |
| 7X08A07LJJP   | 1x Silver 4216 16C<br>100W 2.1G  | 1x 16GB<br>1Rx4 2666 | 530-8i        | 4x 3.5" SAS,<br>Open bay   | Open | x8 LP,<br>x16 LP | 1x<br>550W   | Opt       | Adv | Slide    |
| 7X08A07MJJP   | 1x Silver 4216 16C<br>100W 2.1G  | 1x 16GB<br>1Rx4 2666 | 730-8i<br>2GB | 8x 2.5" SAS,<br>Open bay   | Open | x8 LP,<br>x16 LP | 1x<br>550W   | Opt       | Adv | Slide    |
| 7X08A08HJJP   | 1x Gold 5215 10C<br>85W 2.5G     | 1x 16GB<br>1Rx4 2666 | 730-8i<br>2GB | 8x 2.5" SAS,<br>Open bay   | Open | x8 LP,<br>x16 LP | 1x<br>550W   | Opt       | Adv | Slide    |
| 7X08A08FJJP   | 1x Gold 5217 8C<br>115W 3.0G     | 1x 16GB<br>1Rx4 2666 | 730-8i<br>2GB | 8x 2.5" SAS,<br>Open bay   | Open | x8 LP,<br>x16 LP | 1x<br>550W   | Opt       | Adv | Slide    |
| 7X08A08YJJP   | 1x Gold 5218 16C<br>125W 2.3G    | 1x 16GB<br>1Rx4 2666 | 730-8i<br>2GB | 8x 2.5" SAS,<br>Open bay   | Open | x8 LP,<br>x16 LP | 1x<br>550W   | Opt       | Adv | Slide    |
| 7X08A090JJP   | 1x Gold 5220 18C<br>125W 2.2G    | 1x 16GB<br>1Rx4 2666 | 730-8i<br>2GB | 8x 2.5" SAS,<br>Open bay   | Open | x8 LP,<br>x16 LP | 1x<br>550W   | Opt       | Adv | Slide    |
| 7X08A08UJJP   | 1x Gold 5222 4C<br>105W 3.8G     | 1x 16GB<br>1Rx4 2666 | 730-8i<br>2GB | 8x 2.5" SAS,<br>Open bay   | Open | x8 LP,<br>x16 LP | 1x<br>550W   | Opt       | Adv | Slide    |
| 7X08A096JJP   | 1x Gold 6230 20C<br>125W 2.1G    | 1x 16GB<br>1Rx4 2666 | 730-8i<br>2GB | 8x 2.5" SAS,<br>Open bay   | Open | x8 LP,<br>x16 LP | 1x<br>550W   | Opt       | Adv | Slide    |

† Processor description: Processor model, number of cores, thermal design power (TDP), core frequency



## Models for Latin American countries (except Brazil)

Table 11. Models with a 3-year warranty for Latin American countries (except Brazil)

| Model   | Intel Xeon processor†         | Memory               | RAID          | Drive bays and drives    | LOM   | Slots          | Power supply | Front VGA | XCC | Rail kit |
|---|-------------------------------|----------------------|---------------|--------------------------|-------|----------------|--------------|-----------|-----|----------|
| TopSeller models with a 3-year warranty (machine type 7X08) |                               |                      |               |                          |       |                |              |           |     |          |
| 7X08A09WLA  | 1x Bronze 3204<br>6C 85W 1.9G | 1x 16GB<br>1Rx4 2933 | 530-8i        | 4x 3.5" SAS,<br>Open bay | 2x1Gb | x8LP,<br>x16FH | 1x<br>550W   | Yes       | Std | Slide    |
| 7X08A09XLA  | 1x Silver 4208 8C<br>85W 2.1G | 1x 16GB<br>1Rx4 2933 | 530-8i        | 4x 3.5" SAS,<br>Open bay | 2x1Gb | x8LP,<br>x16FH | 1x<br>550W   | Yes       | Std | Slide    |
| 7X08A0AQLA  | 1x Silver 4208 8C<br>85W 2.1G | 1x 16GB<br>2Rx8 2933 | 730-8i<br>2GB | 8x 2.5" SAS,<br>Open bay | 2x1Gb | x8LP,<br>x16LP | 1x<br>750W   | Yes       | Std | Slide    |

† Processor description: Processor model, number of cores, thermal design power (TDP), core frequency

## Processors

The SR530 server supports one or two Intel Xeon Bronze, Silver, Gold, or Platinum processors of up to 125 W TDP. The following table lists the specifications of the processors for the SR530 server.

**Processor support:** Both 1st Gen and 2nd Gen Intel Xeon SP processors are supported. For supported 1st Gen processors, see the [Continued support for 1st Gen Intel Xeon Scalable processors](#) section.

### Processor specifications table abbreviations:

- UPI: Ultra Path Interconnect
- TDP: Thermal Design Power
- HT: Hyper-Threading
- TB: Turbo Boost 2.0
- VT-x: Virtualization Technology
- VT-d: Virtualization Technology for Directed I/O
- SST-PP: Speed Select Technology - Performance Profile
- FMA: Fused-Multiply Add (AVX-512)
- RAS: Reliability, Availability, and Serviceability
  - Std: Standard RAS
  - Adv: Advanced RAS

Table 13. Processor specifications

| CPU model                           | Cores / threads | Core speed (Base / TB Max) | Cache    | Max DDR4 speed | Max memory capacity per socket | UPI speed | TDP   | HT | TB | VT-x | VT-d | SST-PP | FMA units | RAS |
|-------------------------------------|-----------------|----------------------------|----------|----------------|--------------------------------|-----------|-------|----|----|------|------|--------|-----------|-----|
| <b>Intel Xeon Bronze processors</b> |                 |                            |          |                |                                |           |       |    |    |      |      |        |           |     |
| 3204                                | 6 / 6           | 1.9 / 1.9 GHz              | 8.25 MB  | 2133 MHz       | 1 TB                           | 9.6 GT/s  | 85 W  | N  | N  | Y    | Y    | N      | 1         | Std |
| 3206R                               | 8 / 8           | 1.9 / 1.9 GHz              | 11 MB    | 2133 MHz       | 1 TB                           | 9.6 GT/s  | 85 W  | N  | N  | Y    | Y    | N      | 1         |     |
| <b>Intel Xeon Silver processors</b> |                 |                            |          |                |                                |           |       |    |    |      |      |        |           |     |
| 4208                                | 8 / 16          | 2.1 / 3.2 GHz              | 11 MB    | 2400 MHz       | 1 TB                           | 9.6 GT/s  | 85 W  | Y  | Y  | Y    | Y    | N      | 1         | Std |
| 4209T                               | 8 / 16          | 2.2 / 3.2 GHz              | 11 MB    | 2400 MHz       | 1 TB                           | 9.6 GT/s  | 70 W  | Y  | Y  | Y    | Y    | N      | 1         | Std |
| 4210                                | 10 / 20         | 2.2 / 3.2 GHz              | 13.75 MB | 2400 MHz       | 1 TB                           | 9.6 GT/s  | 85 W  | Y  | Y  | Y    | Y    | N      | 1         | Std |
| 4210R                               | 10 / 20         | 2.4 / 3.2 GHz              | 13.75 MB | 2400 MHz       | 1 TB                           | 9.6 GT/s  | 100 W | Y  | Y  | Y    | Y    | N      | 1         | Std |
| 4214                                | 12 / 24         | 2.2 / 3.2 GHz              | 16.5 MB  | 2400 MHz       | 1 TB                           | 9.6 GT/s  | 85 W  | Y  | Y  | Y    | Y    | N      | 1         | Std |
| 4214R                               | 12 / 24         | 2.4 / 3.5 GHz              | 16.5 MB  | 2400 MHz       | 1 TB                           | 9.6 GT/s  | 100 W | Y  | Y  | Y    | Y    | N      | 1         | Std |

| CPU model                             | Cores / threads | Core speed (Base / TB Max) | Cache    | Max DDR4 speed | Max memory capacity per socket | UPI speed | TDP   | HT | TB | VT-x | VT-d | SST-PP | FMA units | RAS |
|---------------------------------------|-----------------|----------------------------|----------|----------------|--------------------------------|-----------|-------|----|----|------|------|--------|-----------|-----|
| 4214Y                                 | 12 / 24         | 2.2 / 3.2 GHz              | 16.5 MB  | 2400 MHz       | 1 TB                           | 9.6 GT/s  | 85 W  | Y  | Y  | Y    | Y    | Y      | 1         | Std |
|                                       | 10 / 20         | 2.3 / 3.2 GHz              |          |                |                                |           |       |    |    |      |      |        |           |     |
|                                       | 8 / 16          | 2.4 / 3.2 GHz              |          |                |                                |           |       |    |    |      |      |        |           |     |
| 4215                                  | 8 / 16          | 2.5 / 3.5 GHz              | 11 MB    | 2400 MHz       | 1 TB                           | 9.6 GT/s  | 85 W  | Y  | Y  | Y    | Y    | N      | 1         | Std |
| 4216                                  | 16 / 32         | 2.1 / 3.2 GHz              | 22 MB    | 2400 MHz       | 1 TB                           | 9.6 GT/s  | 100 W | Y  | Y  | Y    | Y    | N      | 1         | Std |
| <b>Intel Xeon Gold processors</b>     |                 |                            |          |                |                                |           |       |    |    |      |      |        |           |     |
| 5215                                  | 10 / 20         | 2.5 / 3.4 GHz              | 13.75 MB | 2666 MHz       | 1 TB                           | 10.4 GT/s | 85 W  | Y  | Y  | Y    | Y    | N      | 1         | Adv |
| 5215L                                 | 10 / 20         | 2.5 / 3.4 GHz              | 13.75 MB | 2666 MHz       | 4.5 TB                         | 10.4 GT/s | 85 W  | Y  | Y  | Y    | Y    | N      | 1         | Adv |
| 5217                                  | 8 / 16          | 3.0 / 3.7 GHz              | 11 MB    | 2666 MHz       | 1 TB                           | 10.4 GT/s | 115 W | Y  | Y  | Y    | Y    | N      | 1         | Adv |
| 5218                                  | 16 / 32         | 2.3 / 3.9 GHz              | 22 MB    | 2666 MHz       | 1 TB                           | 10.4 GT/s | 125 W | Y  | Y  | Y    | Y    | N      | 1         | Adv |
| 5218B                                 | 16 / 32         | 2.3 / 3.9 GHz              | 22 MB    | 2666 MHz       | 1 TB                           | 10.4 GT/s | 125 W | Y  | Y  | Y    | Y    | N      | 1         | Adv |
| 5218R                                 | 20 / 40         | 2.1 / 4.0 GHz              | 27.5 MB  | 2666 MHz       | 1 TB                           | 10.4 GT/s | 125 W | Y  | Y  | Y    | Y    | N      | 1         | Adv |
| 5218T                                 | 16 / 32         | 2.1 / 3.8 GHz              | 22 MB    | 2667 MHz       | 1 TB                           | 10.4 GT/s | 105 W | Y  | Y  | Y    | Y    | N      | 1         | Adv |
| 5220                                  | 18 / 36         | 2.2 / 3.9 GHz              | 24.75 MB | 2666 MHz       | 1 TB                           | 10.4 GT/s | 125 W | Y  | Y  | Y    | Y    | N      | 1         | Adv |
| 5220S                                 | 18 / 36         | 2.7 / 3.9 GHz              | 24.75 MB | 2667 MHz       | 1 TB                           | 10.4 GT/s | 125 W | Y  | Y  | Y    | Y    | N      | 1         | Adv |
| 5220T                                 | 18 / 36         | 1.9 / 3.9 GHz              | 24.75 MB | 2667 MHz       | 1 TB                           | 10.4 GT/s | 105 W | Y  | Y  | Y    | Y    | N      | 1         | Adv |
| 5222                                  | 4 / 8           | 3.8 / 3.9 GHz              | 16.5 MB  | 2933 MHz       | 1 TB                           | 10.4 GT/s | 105 W | Y  | Y  | Y    | Y    | N      | 2         | Adv |
| 6209U                                 | 20 / 40         | 2.1 / 3.9 GHz              | 27.5 MB  | 2933 MHz       | 1 TB                           | N/A       | 125 W | Y  | Y  | Y    | Y    | N      | 2         | Adv |
| 6222V                                 | 20 / 40         | 1.8 / 3.6 GHz              | 27.5 MB  | 2400 MHz       | 1 TB                           | 10.4 GT/s | 115 W | Y  | Y  | Y    | Y    | N      | 2         | Adv |
| 6226                                  | 12 / 24         | 2.7 / 3.7 GHz              | 19.25 MB | 2933 MHz       | 1 TB                           | 10.4 GT/s | 125 W | Y  | Y  | Y    | Y    | N      | 2         | Adv |
| 6230                                  | 20 / 40         | 2.1 / 3.9 GHz              | 27.5 MB  | 2933 MHz       | 1 TB                           | 10.4 GT/s | 125 W | Y  | Y  | Y    | Y    | N      | 2         | Adv |
| 6230N                                 | 20 / 40         | 2.3 / 3.9 GHz              | 27.5 MB  | 2933 MHz       | 1 TB                           | 10.4 GT/s | 125 W | Y  | Y  | Y    | Y    | N      | 2         | Adv |
| 6230T                                 | 20 / 40         | 2.1 / 3.9 GHz              | 27.5 MB  | 2933 MHz       | 1 TB                           | 10.4 GT/s | 125 W | Y  | Y  | Y    | Y    | N      | 2         | Adv |
| 6238T                                 | 22 / 44         | 1.9 / 3.7 GHz              | 30.25 MB | 2933 MHz       | 1 TB                           | 10.4 GT/s | 125 W | Y  | Y  | Y    | Y    | N      | 2         | Adv |
| <b>Intel Xeon Platinum processors</b> |                 |                            |          |                |                                |           |       |    |    |      |      |        |           |     |
| 8253                                  | 16 / 32         | 2.2 / 3.0 GHz              | 22 MB    | 2933 MHz       | 1 TB                           | 10.4 GT/s | 125 W | Y  | Y  | Y    | Y    | N      | 2         | Adv |
| 8256                                  | 4 / 8           | 3.8 / 3.9 GHz              | 16.5 MB  | 2933 MHz       | 1 TB                           | 10.4 GT/s | 105 W | Y  | Y  | Y    | Y    | N      | 2         | Adv |

**Configuration notes:**

- The Intel Xeon Gold 5218 and 5218B processors have similar specifications; however, they use different silicon designs and cannot be mixed in the same system.
- The processors that support SST-PP offer three distinct operating points that are defined by a core count with a base speed associated with that core count. The operating point is static, it is selected during the boot process and cannot be changed at runtime.

For the SR530 server models that come with one processor, the second processor can be ordered, if required (see the following table for ordering information). The second processor must be of the same model as the first processor. The second processor option includes a processor and a heatsink; two additional system fans are not included and need to be purchased with the second processor (see [Cooling](#) for details).

Table 14. Processor options

| Part number                    | Feature code* | Description   |
|--------------------------------|---------------|---|
| Intel Xeon Bronze processors   |               |   |
| 4XG7A37939                     | B4HU          | SR530/SR570/SR630 Intel Xeon Bronze 3204 6C 85W 1.9GHz Processor w/o FAN        |
| 4XG7A37990                     | B7N3          | SR530/SR570/SR630 Intel Xeon Bronze 3206R 8C 85W 1.9GHz Processor w/o FAN       |
| Intel Xeon Silver processors   |               |   |
| 4XG7A37936                     | B4HT          | SR530/SR570/SR630 Intel Xeon Silver 4208 8C 85W 2.1GHz Processor w/o FAN        |
| 4XG7A37945                     | B4P4          | SR530/SR570/SR630 Intel Xeon Silver 4209T 8C 70W 2.2GHz Processor w/o FAN       |
| 4XG7A37933                     | B4HS          | SR530/SR570/SR630 Intel Xeon Silver 4210 10C 85W 2.2GHz Processor w/o FAN       |
| 4XG7A37988                     | B7N5          | SR530/SR570/SR630 Intel Xeon Silver 4210R 10C 100W 2.4GHz Processor w/o FAN     |
| 4XG7A37930                     | B4HR          | SR530/SR570/SR630 Intel Xeon Silver 4214 12C 85W 2.2GHz Processor w/o FAN       |
| 4XG7A37987                     | B7N6          | SR530/SR570/SR630 Intel Xeon Silver 4214R 12C 100W 2.4GHz Processor w/o FAN     |
| 4XG7A37942                     | B4NW          | SR530/SR570/SR630 Intel Xeon Silver 4214Y 12/10/8C 85W 2.2GHz Processor w/o FAN |
| 4XG7A37927                     | B4HQ          | SR530/SR570/SR630 Intel Xeon Silver 4215 8C 85W 2.5GHz Processor w/o FAN        |
| 4XG7A37924                     | B4HP          | SR530/SR570/SR630 Intel Xeon Silver 4216 16C 100W 2.1GHz Processor w/o FAN      |
| Intel Xeon Gold processors     |               |   |
| 4XG7A37917                     | B4HN          | SR530/SR570/SR630 Intel Xeon Gold 5215 10C 85W 2.5GHz Processor w/o FAN         |
| 4XG7A37911                     | B4P9          | SR530/SR570/SR630 Intel Xeon Gold 5215L 10C 85W 2.5GHz Processor w/o FAN        |
| 4XG7A37921                     | B4HM          | SR530/SR570 Intel Xeon Gold 5217 8C 115W 3.0GHz Processor w/o FAN               |
| 4XG7A37896                     | B4HL          | SR530/SR570/SR630 Intel Xeon Gold 5218 16C 125W 2.3GHz Processor w/o FAN        |
| 4XG7A37959                     | B6BS          | SR530/SR570/SR630 Intel Xeon Gold 5218B 16C 125W 2.3GHz Processor w/o FAN       |
| 4XG7A63296                     | BAZS          | SR530/SR570/SR630 Intel Xeon Gold 5218R 20C 125W 2.1GHz Processor w/o FAN       |
| 4XG7A37956                     | B5S0          | SR530/SR570 Intel Xeon Gold 5218T 16C 105W 2.1GHz Processor w/o FAN             |
| 4XG7A37893                     | B4HK          | SR530/SR570/SR630 Intel Xeon Gold 5220 18C 125W 2.2GHz Processor w/o FAN        |
| 4XG7A38018                     | B6CW          | SR530/SR570/SR630 Intel Xeon Gold 5220S 18C 125W 2.7GHz Processor w/o FAN       |
| 4XG7A38004                     | B6CQ          | SR530/SR570 Intel Xeon Gold 5220T 18C 105W 1.9GHz Processor w/o FAN             |
| 4XG7A37953                     | B5S1          | SR530/SR570 Intel Xeon Gold 5222 4C 105W 3.8GHz Processor w/o FAN               |
| None**                         | B6CX          | Intel Xeon Gold 6209U 20C 125W 2.1GHz Processor                                 |
| 4XG7A38022                     | B6CV          | SR530/SR570/SR630 Intel Xeon Gold 6222V 20C 115W 1.8GHz Processor w/o FAN       |
| 4XG7A38020                     | B6CL          | SR530/SR570/SR630 Intel Xeon Gold 6226 12C 125W 2.7GHz Processor w/o FAN        |
| 4XG7A37890                     | B4HJ          | SR530/SR570/SR630 Intel Xeon Gold 6230 20C 125W 2.1GHz Processor w/o FAN        |
| 4XG7A38029                     | B5RY          | SR530/SR570 Intel Xeon Gold 6230N 20C 125W 2.3GHz Processor w/o FAN             |
| 4XG7A38007                     | B6CP          | SR530/SR570 Intel Xeon Gold 6230T 20C 125W 2.1GHz Processor w/o FAN             |
| 4XG7A37908                     | B4P2          | SR530/SR570 Intel Xeon Gold 6238T 22C 125W 1.9GHz Processor w/o FAN             |
| Intel Xeon Platinum processors |               |   |
| 4XG7A37899                     | B5RZ          | SR530/SR570/SR630 Intel Xeon Platinum 8253 16C 125W 2.2GHz Processor w/o FAN    |
| 4XG7A37949                     | B5S2          | SR530/SR570 Intel Xeon Platinum 8256 4C 105W 3.8GHz Processor w/o FAN           |

\* For CTO configurations, the feature code represents a processor, and fans and heatsinks are derived by the configuration tool.

\*\* Factory-installed only; no field upgrade. Supported in the uniprocessor configurations only.

### Continued support for 1st Gen Intel Xeon Scalable processors

The SR530 also continues to support the 1st Gen Intel Xeon Scalable processors (formerly codenamed "Skylake") listed in the following table.

Table 15. Long-life 1st Gen Intel Xeon Scalable processors

| Part number | Feature code | Description   |
|-------------|--------------|---|
| 4XG7A07206  | AWEH         | ThinkSystem SR530 Intel Xeon Bronze 3106 8C 85W 1.7GHz Processor Option Kit     |
| 4XG7A07204  | AWET         | ThinkSystem SR530 Intel Xeon Silver 4109T 8C 70W 2.0GHz Processor Option Kit    |
| 4XG7A07203  | AWEE         | ThinkSystem SR530 Intel Xeon Silver 4110 8C 85W 2.1GHz Processor Option Kit     |
| 4XG7A09059  | AWES         | ThinkSystem SR530 Intel Xeon Silver 4114T 10C 85W 2.2GHz Processor Option Kit   |
| 4XG7A07200  | AWER         | ThinkSystem SR530 Intel Xeon Silver 4116 12C 85W 2.1GHz Processor Option Kit    |
| 4XG7A09058  | AWEA         | ThinkSystem SR530 Intel Xeon Silver 4116T 12C 85W 2.1GHz Processor Option Kit   |
| 4XG7A07189  | No CTO*      | ThinkSystem SR530 Intel Xeon Gold 5115 10C 85W 2.4GHz Processor Option Kit      |
| 4XG7A07188  | AWEP         | ThinkSystem SR530 Intel Xeon Gold 5118 12C 105W 2.3GHz Processor Option Kit     |
| 4XG7A09057  | AWEQ         | ThinkSystem SR530 Intel Xeon Gold 5119T 14C 85W 1.9GHz Processor Option Kit     |
| 4XG7A07186  | AWE8         | ThinkSystem SR530 Intel Xeon Gold 5120T 14C 105W 2.2GHz Processor Option Kit    |
| 4XG7A07180  | AWEL         | ThinkSystem SR530 Intel Xeon Gold 6126 12C 125W 2.6GHz Processor Option Kit     |
| 4XG7A07185  | AWE5         | ThinkSystem SR530 Intel Xeon Gold 6126T 12C 125W 2.6GHz Processor Option Kit    |
| 4XG7A07184  | AWEN         | ThinkSystem SR530 Intel Xeon Gold 6130 16C 125W 2.1GHz Processor Option Kit     |
| 4XG7A07183  | AWE4         | ThinkSystem SR530 Intel Xeon Gold 6130T 16C 125W 2.1GHz Processor Option Kit    |
| 4XG7A07182  | AWDZ         | ThinkSystem SR530 Intel Xeon Gold 6138 20C 125W 2.0GHz Processor Option Kit     |
| 4XG7A09056  | AWEM         | ThinkSystem SR530 Intel Xeon Gold 6138T 20C 125W 2.0GHz Processor Option Kit    |
| 4XG7A07181  | No CTO*      | ThinkSystem SR530 Intel Xeon Platinum 8153 16C 125W 2.0GHz Processor Option Kit |

\* Only available as a field upgrade for existing customers. Not available in CTO (configure to order) configurations.

For specifications of these processors, see the Intel Xeon Scalable Processor Reference for Lenovo ThinkSystem Servers:

<https://lenovopress.com/lp1262-intel-xeon-sp-processor-reference#term=SKL>

### Memory

The SR530 server supports up to 6 TruDDR4 memory RDIMMs when one processor is installed and up to 12 RDIMMs when two processors are installed for a total of up to 768 GB of memory capacity (up to 384 TB per processor). Each processor has six memory channels, and there is a one DIMM per channel.

Lenovo TruDDR4 memory uses the highest-quality components sourced from Tier 1 DRAM suppliers and only memory that meets strict requirements is selected. It is compatibility tested and tuned on every ThinkSystem server to maximize performance and reliability.

TruDDR4 memory has a unique signature programmed into the DIMM, which enables Lenovo servers to verify whether the memory installed is qualified and supported. Lenovo qualified and supported TruDDR4 memory is covered by Lenovo warranty, and service and support provided worldwide.

The following memory protection technologies are supported by the processor's integrated memory controllers:

- ECC
- SDDC (for x4-based memory DIMMs)
- ADDDC (for x4-based memory DIMMs; Gold and Platinum processors only)
- Memory mirroring
- Memory rank sparing
- Patrol scrubbing
- Demand scrubbing

The following table lists memory options available for the SR530 server. The table also indicates which processor generation is supported for each memory option.

Table 16. Memory options

| Part number               | Feature code | Description  | Maximum quantity* | Gen 1 CPU | Gen 2 CPU |
|---------------------------|--------------|--|-------------------|-----------|-----------|
| <b>RDIMMs - 2933 MHz</b>  |              |  |                   |           |           |
| 4ZC7A08706                | B4H1         | ThinkSystem 8GB TruDDR4 2933MHz (1Rx8 1.2V) RDIMM    | 6 / 12            | No        | Yes       |
| 4ZC7A08707                | B4LY         | ThinkSystem 16GB TruDDR4 2933MHz (1Rx4 1.2V) RDIMM   | 6 / 12            | No        | Yes       |
| 4ZC7A08708                | B4H2         | ThinkSystem 16GB TruDDR4 2933MHz (2Rx8 1.2V) RDIMM   | 6 / 12            | No        | Yes       |
| 4ZC7A08709                | B4H3         | ThinkSystem 32GB TruDDR4 2933MHz (2Rx4 1.2V) RDIMM   | 6 / 12            | No        | Yes       |
| 4ZC7A08710                | B4H4         | ThinkSystem 64GB TruDDR4 2933MHz (2Rx4 1.2V) RDIMM   | 6 / 12            | No        | Yes       |
| <b>RDIMMs - 2666 MHz</b>  |              |  |                   |           |           |
| 7X77A01301                | AUU1         | ThinkSystem 8GB TruDDR4 2666 MHz (1Rx8 1.2V) RDIMM   | 6 / 12            | Yes       | No        |
| 7X77A01302                | AUNB         | ThinkSystem 16GB TruDDR4 2666 MHz (1Rx4 1.2V) RDIMM  | 6 / 12            | Yes       | Yes       |
| 7X77A01303                | AUNC         | ThinkSystem 16GB TruDDR4 2666 MHz (2Rx8 1.2V) RDIMM  | 6 / 12            | Yes       | Yes       |
| 7X77A01304                | AUND         | ThinkSystem 32GB TruDDR4 2666 MHz (2Rx4 1.2V) RDIMM  | 6 / 12            | Yes       | Yes       |
| <b>LRDIMMs - 2666 MHz</b> |              |  |                   |           |           |
| 7X77A01305                | AUNE         | ThinkSystem 64GB TruDDR4 2666 MHz (4Rx4 1.2V) LRDIMM | 6 / 12            | Yes       | No        |

\* The maximum quantity shown is with one processor / two processors.

**Configuration notes:**

- All RDIMMs in the server operate at the same speed, which is determined as the lowest value of:
  - RDIMM rated speed (2666 MHz or 2933 MHz).
  - Memory speed supported by the specific processor (2133 MHz, 2400 MHz, 2666 MHz, or 2933 MHz).

**Note:** Maximum memory speed can be achieved when Max performance mode is enabled in UEFI.
- Mixing RDIMMs of different ranks (single- or dual-rank), DRAM chip types (x4 or x8), speeds (2666 MHz or 2933 MHz), and capacities (8 GB, 16 GB, 32 GB, or 64 GB) is supported in the independent channel mode (the default operational mode).
- For server configurations with memory protection, the following rules apply:
  - Single Device Data Correction (SDDC) works only in the independent channel mode and supports only x4-based memory DIMMs.
  - Adaptive Double Device Data Correction (ADDDC) works with x4-based memory DIMMs and requires two DIMM ranks per channel, Intel Xeon Gold or Platinum processors, and the Closed Page memory access mode.
  - If memory mirroring is used, then DIMMs must be installed in quantities of 2 or 4 per processor for mirroring across two memory channels, or in quantities of 3 or 6 per processor

for mirroring across three memory channels. Mixing two- and three-channel mirroring in the server is allowed (one processor uses two-channel mirroring, and another processor uses three-channel mirroring). All DIMMs in the server must be identical in type and size.

- If memory rank sparing is used, then a minimum of two ranks must be installed per populated channel (a least one dual-rank or quad-rank DIMM; single-rank DIMMs are not supported). With rank sparing, one rank in each populated channel is reserved as spare memory for other ranks on the same channel. All DIMMs in the server must be identical in type and size.
- SDDC, memory mirroring, and memory rank sparing modes are mutually exclusive. Only one operational memory mode can be enabled on the server.

## Internal storage

The SR530 server supports the following internal drive bay configurations:

1. 4 LFF SATA Simple Swap drive bays
2. 4 LFF SAS/SATA hot-swap drive bays
3. 8 SFF SAS/SATA hot-swap drive bays

In addition, the SR530 server models can be configured with one or two internal M.2 SATA SSDs. The server also supports configurations without drive bays.

The following figure shows the internal drive bay configurations.

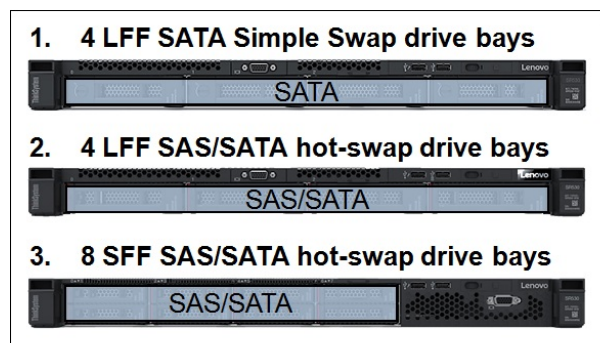


Figure 6. Internal drive bay configurations

In this section:

- [Backplanes](#)
- [Supported drive bay combinations](#)
- [Field upgrades](#)
- [M.2 drives](#)
- [SED encryption key management with ISKLM](#)

## Backplanes

The following table lists the backplane choices for the server.

Table 17. Internal storage options

| Part number | Feature code | Description   | Maximum quantity |
|-------------|--------------|---|------------------|
| None*       | BMU9         | ThinkSystem 1U 3.5" SATA 4-Bay Simple Swap Backplane v2 | 1                |
| None*       | AV0Y         | ThinkSystem 1U 3.5" SATA 4-Bay Simple Swap Backplane    | 1                |
| None*       | AUW8         | ThinkSystem 3.5" SATA/SAS 4-Bay Backplane               | 1                |

| Part number | Feature code | Description  | Maximum quantity |
|-------------|--------------|--|------------------|
| 4XH7A80455  | AUWB         | ThinkSystem SR530/SR630 2.5" SATA/SAS 8-Bay Backplane Kit v2 |                  |
| 7XH7A05896  | AUWB         | ThinkSystem SR530/SR630 2.5" SATA/SAS 8-Bay Backplane Kit    | 1                |

\* CTO only; not available as a field upgrade

### Supported drive bay combinations

The following tables list supported internal storage configurations with the SAS/SATA backplanes.

Table 18. Internal storage configurations

| Drive bay configuration             | Backplane kit type and quantity |                  | Storage controller type and quantity*           |
|-------------------------------------|---------------------------------|------------------|---|
|                                     | 4x 3.5" SATA/SAS                | 8x 2.5" SATA/SAS |   |
| 4x 3.5" chassis (Feature code AV0T) |                                 |                  |   |
| 4x 3.5-in. SATA Simple Swap         | 0                               | 0                | Onboard AHCI (non-RAID) / Intel RSTe (RAID) (4) |
| 4x 3.5-in. SAS/SATA hot-swap        | 1                               | 0                | 1x RAID 8i or HBA 8i (4)                        |
| 8x 2.5" chassis (Feature code AV0S) |                                 |                  |   |
| 8x 2.5-in. SAS/SATA hot-swap        | 0                               | 1                | 1x RAID 8i or HBA 8i (8)                        |
|                                     |                                 |                  | 1x RAID 16i or HBA 16i (8)                      |

\* The number in brackets (x) specifies the quantity of drive bays connected to each of the controllers.

### Field upgrades

Models without any drive bays are based on the 8x 2.5" chassis (feature code AV0S). Such models can be upgraded in the field to have 8x 2.5" SAS/SATA hot-swap drive bays.

The options are listed in the following table. The backplane kit contains the necessary cables when connected to an X30 adapter (930, 730 or 530 RAID adapter, or 430 HBA). However if you are connecting the backplane to an X40 adapter (940 RAID or 440 HBA), you will *also* require an additional X40 RAID Cable Kit which includes the replacement cables needed for these adapters.

Table 19. Field upgrades - backplanes

| Part number | Description  |
|-------------|--|
| 4XH7A80455  | ThinkSystem SR530/SR630 2.5" SATA/SAS 8-Bay Backplane Kit v2   |
| 7XH7A05896  | ThinkSystem SR530/SR630 2.5" SATA/SAS 8-Bay Backplane Kit  |
| 4XH7A61096  | ThinkSystem SR530/SR570/SR630 2.5" SAS/SATA 8-Bay X40 RAID Cable Kit (contains replacement SAS cable for use with X40 adapter) |

If one of the following RAID adapters is purchased as a field upgrade, the system air duct (air baffle) will need to be replaced with a new one to accommodate the supercap that ships with the adapter:

- ThinkSystem RAID 9350-8i 2GB Flash PCIe 12Gb Adapter, 4Y37A72483

The ordering information for the replacement air duct is listed in the following table:

Table 20. Field upgrades - air duct

| Part number | Feature code | Description                       |
|-------------|--------------|-----------------------------------|
| 4M17A61350  | BNZ2         | ThinkSystem SR530 Air Duct Kit v2 |

## M.2 drives

The server supports one or two M.2 form-factor SATA drives for use as an operating system boot solution. With two M.2 drives configured, the drives are configured by default as a RAID-1 mirrored pair for redundancy.

The M.2 drives install into an M.2 adapter which in turn is installed in a dedicated slot on the system board. See the internal view of the server in the [Components and connectors](#) section for the location of the M.2 slot.

There are two M.2 adapters supported, as listed in the following table.

Table 21. M.2 components

| Part number | Feature code | Description  | Maximum supported |
|-------------|--------------|--|-------------------|
| 7Y37A01092  | AUMU         | ThinkSystem M.2 Enablement Kit (contains the Single M.2 Boot Adapter; supports 1 drive)                    | 1                 |
| 7Y37A01093  | AUMV         | ThinkSystem M.2 with Mirroring Enablement Kit (contains the Dual M.2 Boot Adapter, supports 1 or 2 drives) | 1                 |

Supported drives are listed in the [Internal drive options](#) section.

For details about M.2 components, see the *ThinkSystem M.2 Drives and M.2 Adapters* product guide: <https://lenovopress.com/lp0769-thinksystem-m2-drives-adapters>

## SED encryption key management with ISKLM

The server supports self-encrypting drives (SEDs) as listed in the [Internal drive options](#) section. To effectively manage a large deployment of these drives in Lenovo servers, IBM Security Key Lifecycle Manager (SKLM) offers a centralized key management solution. A Lenovo Feature on Demand (FoD) upgrade is used to enable this SKLM support in the management processor of the server.

The following table lists the part numbers and feature codes for the upgrades.

Table 22. FoD upgrades for SKLM support

| Part number   | Feature code | Description  |
|---|--------------|--|
| Security Key Lifecycle Manager - FoD (United States, Canada, Asia Pacific, and Japan) |              |  |
| 00D9998   | A5U1         | SKLM for System x/ThinkSystem w/SEDs - FoD per Install with 1 year S&S |
| 00D9999   | AS6C         | SKLM for System x/ThinkSystem w/SEDs - FoD per Install with 3 year S&S |
| Security Key Lifecycle Manager - FoD (Latin America, Europe, Middle East, and Africa) |              |  |
| 00FP648   | A5U1         | SKLM for System x/ThinkSystem w/SEDs - FoD per Install with 1 year S&S |
| 00FP649   | AS6C         | SKLM for System x/ThinkSystem w/SEDs - FoD per Install with 3 year S&S |

The IBM Security Key Lifecycle Manager software is available from Lenovo using the ordering information listed in the following table.



Table 23. IBM Security Key Lifecycle Manager licenses

| Part number | Description  |
|-------------|--|
| 7S0A007FWW  | IBM Security Key Lifecycle Manager Basic Edition Install License + SW Subscription & Support 12 Months                                   |
| 7S0A007HWW  | IBM Security Key Lifecycle Manager For Raw Decimal Terabyte Storage Resource Value Unit License + SW Subscription & Support 12 Months    |
| 7S0A007KWW  | IBM Security Key Lifecycle Manager For Raw Decimal Petabyte Storage Resource Value Unit License + SW Subscription & Support 12 Months    |
| 7S0A007MWW  | IBM Security Key Lifecycle Manager For Usable Decimal Terabyte Storage Resource Value Unit License + SW Subscription & Support 12 Months |
| 7S0A007PWW  | IBM Security Key Lifecycle Manager For Usable Decimal Petabyte Storage Resource Value Unit License + SW Subscription & Support 12 Months |

## Controllers for internal storage

The following table lists the storage controllers and options for internal storage of the SR530 server.

Table 24. RAID controllers and HBAs for internal storage

| Part number                            | Feature code | Description   | Maximum quantity | I/O slots supported |
|--|--------------|---|------------------|---------------------|
| <b>6 Gbps SATA controllers</b>         |              |   |                  |                     |
| Onboard*                               | Onboard*     | Onboard AHCI (non-RAID) / Intel RSTe (RAID)               | 1                | -                   |
| <b>12 Gb SAS/SATA RAID controllers</b> |              |   |                  |                     |
| 7Y37A01082                             | AUNG         | ThinkSystem RAID 530-8i PCIe 12Gb Adapter                 | 1                | 1                   |
| 4Y37A78834                             | BMFT         | ThinkSystem RAID 540-8i PCIe Gen4 12Gb Adapter            | 1                | 1                   |
| 4Y37A72482                             | BJHK         | ThinkSystem RAID 5350-8i PCIe 12Gb Adapter                | 1                | 1                   |
| 7Y37A01083                             | AUNH         | ThinkSystem RAID 730-8i 1GB Cache PCIe 12Gb Adapter       | 1                | 1                   |
| 4Y37A09722                             | B4RQ         | ThinkSystem RAID 730-8i 2GB Flash PCIe 12Gb Adapter       | 1                | 1                   |
| 7Y37A01084                             | AUNJ         | ThinkSystem RAID 930-8i 2GB Flash PCIe 12Gb Adapter       | 1                | 1                   |
| 4Y37A72483†                            | BJHL†        | ThinkSystem RAID 9350-8i 2GB Flash PCIe 12Gb Adapter      | 1                | 1                   |
| 7Y37A01085                             | AUNK         | ThinkSystem RAID 930-16i 4GB Flash PCIe 12Gb Adapter      | 1                | 1                   |
| 4Y37A09721                             | B31E         | ThinkSystem RAID 930-16i 8GB Flash PCIe 12Gb Adapter      | 1                | 1                   |
| 4Y37A09728                             | B8NY         | ThinkSystem RAID 940-8i 4GB Flash PCIe Gen4 12Gb Adapter  | 1                | 1                   |
| 4Y37A78600                             | BM35         | ThinkSystem RAID 940-16i 4GB Flash PCIe Gen4 12Gb Adapter | 1                | 1                   |
| 4Y37A09730                             | B8NZ         | ThinkSystem RAID 940-16i 8GB Flash PCIe Gen4 12Gb Adapter | 1                | 1                   |
| <b>12 Gb SAS/SATA non-RAID HBAs</b>    |              |   |                  |                     |
| 7Y37A01088                             | AUNL         | ThinkSystem 430-8i SAS/SATA 12Gb HBA                      | 1                | 1                   |
| 4Y37A78601                             | BM51         | ThinkSystem 440-8i SAS/SATA PCIe Gen4 12Gb HBA            | 1                | 1                   |

\* The onboard SATA controller integrated into the Intel C622 Platform Controller Hub (PCH) supports non-RAID (JBOD) AHCI mode or a hardware-assist, software RAID feature (Intel Rapid Storage Technology Enterprise [RSTe]).

† Field upgrades to add this adapter also require a replacement system air duct. See the [Field upgrades](#) section for details. CTO orders that include this adapter must have base BNPS or BNPR selected. See the [Models](#) section for information.

For a comparison of the functions of the supported storage adapters, see the ThinkSystem RAID Adapter and HBA Reference:

<https://lenovopress.com/lp1288-thinksystem-raid-adapter-and-hba-reference#sr530-support=SR530>

### Configuration note:

- Low profile SAS RAID controllers and HBAs for internal storage are supported in the PCIe x8 slot 1 supplied by the riser card 1.
- The onboard Intel RSTe is not supported by virtualization hypervisors, including VMware vSphere (ESXi), Linux KVM, Xen, and Microsoft Hyper-V.
- The server supports the installation of two RAID flash power modules (supercaps), mounted on the underside of the system air baffle. This means that the server supports a maximum of two RAID 730-8i 2GB, 930, 940 and 9350 adapters, including any external storage adapters.

For more information, see the list of Product Guides in the following categories:

- RAID adapters  
<http://lenovopress.com/servers/options/raid#rt=product-guide>
- Host bus adapters  
<http://lenovopress.com/servers/options/hba#rt=product-guide>

## Internal drive options

The following tables list the drive options for internal storage of the server.

2.5-inch hot-swap drives:

- [2.5-inch hot-swap 12 Gb SAS HDDs](#)
- [2.5-inch hot-swap 6 Gb SATA HDDs](#)
- [2.5-inch hot-swap 12 Gb SAS SSDs](#)
- [2.5-inch hot-swap 6 Gb SATA SSDs](#)

3.5-inch hot-swap drives:

- [3.5-inch hot-swap 12 Gb SAS HDDs](#)
- [3.5-inch hot-swap 6 Gb SATA HDDs](#)
- [3.5-inch hot-swap 12 Gb SAS SSDs](#)
- [3.5-inch hot-swap 6 Gb SATA SSDs](#)

Simple-swap drives:

- [3.5-inch simple-swap 6 Gb SATA HDDs](#)

M.2 drives:

- [M.2 SATA drives](#)

**M.2 drive support:** The use of M.2 drives requires an additional adapter as described in the [M.2 drives](#) subsection.

**SED support:** The tables include a column to indicate which drives support SED encryption. The encryption functionality can be disabled if needed. Note: Not all SED-enabled drives have "SED" in the description.

Table 25. 2.5-inch hot-swap 12 Gb SAS HDDs

| Part number                                       | Feature code | Description  | SED support | Maximum Quantity |
|---|--------------|--|-------------|------------------|
| <b>2.5-inch hot-swap HDDs - 12 Gb SAS 10K</b>     |              |  |             |                  |
| 7XB7A00025  | AULZ         | ThinkSystem 2.5" 600GB 10K SAS 12Gb Hot Swap 512n HDD        | No          | 8                |
| 7XB7A00026  | AUM0         | ThinkSystem 2.5" 900GB 10K SAS 12Gb Hot Swap 512n HDD        | No          | 8                |
| 7XB7A00027  | AUM1         | ThinkSystem 2.5" 1.2TB 10K SAS 12Gb Hot Swap 512n HDD        | No          | 8                |
| 7XB7A00028  | AUM2         | ThinkSystem 2.5" 1.8TB 10K SAS 12Gb Hot Swap 512e HDD        | No          | 8                |
| 7XB7A00069  | B0YS         | ThinkSystem 2.5" 2.4TB 10K SAS 12Gb Hot Swap 512e HDD        | No          | 8                |
| <b>2.5-inch hot-swap HDDs - 12 Gb SAS 15K</b>     |              |  |             |                  |
| 7XB7A00021  | AULV         | ThinkSystem 2.5" 300GB 15K SAS 12Gb Hot Swap 512n HDD        | No          | 8                |
| 7XB7A00022  | AULW         | ThinkSystem 2.5" 600GB 15K SAS 12Gb Hot Swap 512n HDD        | No          | 8                |
| 7XB7A00023  | AULX         | ThinkSystem 2.5" 900GB 15K SAS 12Gb Hot Swap 512e HDD        | No          | 8                |
| <b>2.5-inch hot-swap HDDs - 12 Gb NL SAS</b>      |              |  |             |                  |
| 7XB7A00034  | AUM6         | ThinkSystem 2.5" 1TB 7.2K SAS 12Gb Hot Swap 512n HDD         | No          | 8                |
| 7XB7A00035  | AUM7         | ThinkSystem 2.5" 2TB 7.2K SAS 12Gb Hot Swap 512n HDD         | No          | 8                |
| <b>2.5-inch hot-swap SED HDDs - 12 Gb SAS 10K</b> |              |  |             |                  |
| 7XB7A00031  | AUM5         | ThinkSystem 2.5" 600GB 10K SAS 12Gb Hot Swap 512n HDD<br>SED | Support     | 8                |

Table 26. 2.5-inch hot-swap 6 Gb SATA HDDs

| Part number                                  | Feature code | Description  | SED support | Maximum Quantity |
|--|--------------|--|-------------|------------------|
| <b>2.5-inch hot-swap HDDs - 6 Gb NL SATA</b> |              |  |             |                  |
| 7XB7A00036                                   | AUUE         | ThinkSystem 2.5" 1TB 7.2K SATA 6Gb Hot Swap 512n HDD | No          | 8                |
| 7XB7A00037                                   | AUJJ         | ThinkSystem 2.5" 2TB 7.2K SATA 6Gb Hot Swap 512e HDD | No          | 8                |

Table 27. 2.5-inch hot-swap 12 Gb SAS SSDs

| Part number  | Feature code | Description   | SED support | Maximum Quantity |
|--|--------------|---|-------------|------------------|
| <b>2.5-inch hot-swap SSDs - 12 Gb SAS - Mixed Use/Mainstream (3-5 DWPD)</b>            |              |   |             |                  |
| 4XB7A17062   | B8HU         | ThinkSystem 2.5" PM1645a 800GB Mainstream SAS 12Gb Hot Swap SSD | No          | 8                |
| 4XB7A17063   | B8J4         | ThinkSystem 2.5" PM1645a 1.6TB Mainstream SAS 12Gb Hot Swap SSD | No          | 8                |
| 4XB7A17064   | B8JD         | ThinkSystem 2.5" PM1645a 3.2TB Mainstream SAS 12Gb Hot Swap SSD | No          | 8                |
| 4XB7A17065   | B8JA         | ThinkSystem 2.5" PM1645a 6.4TB Mainstream SAS 12Gb Hot Swap SSD | No          | 8                |
| <b>2.5-inch hot-swap SSDs - 12 Gb SAS - Read Intensive/Entry/Capacity (&lt;3 DWPD)</b> |              |   |             |                  |
| 4XB7A38175   | B91A         | ThinkSystem 2.5" PM1643a 960GB Entry SAS 12Gb Hot Swap SSD      | No          | 8                |
| 4XB7A38176   | B91B         | ThinkSystem 2.5" PM1643a 1.92TB Entry SAS 12Gb Hot Swap SSD     | No          | 8                |
| 4XB7A17054   | B91C         | ThinkSystem 2.5" PM1643a 3.84TB Entry SAS 12Gb Hot Swap SSD     | No          | 8                |
| 4XB7A17055   | B91D         | ThinkSystem 2.5" PM1643a 7.68TB Entry SAS 12Gb Hot Swap SSD     | No          | 8                |
| 4XB7A17056   | BC4R         | ThinkSystem 2.5" PM1643a 15.36TB Entry SAS 12Gb Hot Swap SSD    | No          | 8                |

Table 28. 2.5-inch hot-swap 6 Gb SATA SSDs

| Part number   | Feature code | Description   | SED support | Maximum Quantity |
|---|--------------|---|-------------|------------------|
| <b>2.5-inch hot-swap SSDs - 6 Gb SATA - Mixed Use/Mainstream (3-5 DWPD)</b> |              |   |             |                  |
| 4XB7A17125  | BA7Q         | ThinkSystem 2.5" S4620 480GB Mixed Use SATA 6Gb HS SSD        | No          | 8                |
| 4XB7A17126  | BA4T         | ThinkSystem 2.5" S4620 960GB Mixed Use SATA 6Gb HS SSD        | No          | 8                |
| 4XB7A17127  | BA4U         | ThinkSystem 2.5" S4620 1.92TB Mixed Use SATA 6Gb HS SSD       | No          | 8                |
| 4XB7A17128  | BK7L         | ThinkSystem 2.5" S4620 3.84TB Mixed Use SATA 6Gb HS SSD       | No          | 8                |
| 4XB7A17087  | B8J1         | ThinkSystem 2.5" 5300 240GB Mainstream SATA 6Gb Hot Swap SSD  | No          | 8                |
| 4XB7A17088  | B8HY         | ThinkSystem 2.5" 5300 480GB Mainstream SATA 6Gb Hot Swap SSD  | No          | 8                |
| 4XB7A17089  | B8J6         | ThinkSystem 2.5" 5300 960GB Mainstream SATA 6Gb Hot Swap SSD  | No          | 8                |
| 4XB7A17090  | B8JE         | ThinkSystem 2.5" 5300 1.92TB Mainstream SATA 6Gb Hot Swap SSD | No          | 8                |
| 4XB7A17091  | B8J7         | ThinkSystem 2.5" 5300 3.84TB Mainstream SATA 6Gb Hot Swap SSD | No          | 8                |
| 4XB7A13633  | B49L         | ThinkSystem 2.5" S4610 240GB Mixed Use SATA 6Gb HS SSD        | No          | 8                |
| 4XB7A13634  | B49M         | ThinkSystem 2.5" S4610 480GB Mixed Use SATA 6Gb HS SSD        | No          | 8                |
| 4XB7A13635  | B49N         | ThinkSystem 2.5" S4610 960GB Mixed Use SATA 6Gb HS SSD        | No          | 8                |

| Part number   | Feature code | Description  | SED support | Maximum Quantity |
|---|--------------|--|-------------|------------------|
| 4XB7A13636  | B49P         | ThinkSystem 2.5" S4610 1.92TB Mixed Use SATA 6Gb HS SSD          | No          | 8                |
| 4XB7A13637  | B49Q         | ThinkSystem 2.5" S4610 3.84TB Mixed Use SATA 6Gb HS SSD          | No          | 8                |
| <b>2.5-inch hot-swap SSDs - 6 Gb SATA - Read Intensive/Entry (&lt;3 DWPD)</b> |              |  |             |                  |
| 4XB7A72438  | BM8B         | ThinkSystem 2.5" PM893 480GB Read Intensive SATA 6Gb HS SSD      | No          | 8                |
| 4XB7A72439  | BM8A         | ThinkSystem 2.5" PM893 960GB Read Intensive SATA 6Gb HS SSD      | No          | 8                |
| 4XB7A72440  | BM89         | ThinkSystem 2.5" PM893 1.92TB Read Intensive SATA 6Gb HS SSD     | No          | 8                |
| 4XB7A72441  | BM88         | ThinkSystem 2.5" PM893 3.84TB Read Intensive SATA 6Gb HS SSD     | No          | 8                |
| 4XB7A72442  | BM87         | ThinkSystem 2.5" PM893 7.68TB Read Intensive SATA 6Gb HS SSD     | No          | 8                |
| 4XB7A17072  | B99D         | ThinkSystem 2.5" S4520 240GB Read Intensive SATA 6Gb HS SSD      | No          | 8                |
| 4XB7A17101  | BA7G         | ThinkSystem 2.5" S4520 480GB Read Intensive SATA 6Gb HS SSD      | No          | 8                |
| 4XB7A17102  | BA7H         | ThinkSystem 2.5" S4520 960GB Read Intensive SATA 6Gb HS SSD      | No          | 8                |
| 4XB7A17103  | BA7J         | ThinkSystem 2.5" S4520 1.92TB Read Intensive SATA 6Gb HS SSD     | No          | 8                |
| 4XB7A17104  | BK77         | ThinkSystem 2.5" S4520 3.84TB Read Intensive SATA 6Gb HS SSD     | No          | 8                |
| 4XB7A17105  | BK78         | ThinkSystem 2.5" S4520 7.68TB Read Intensive SATA 6Gb HS SSD     | No          | 8                |
| 4XB7A38271  | BCTC         | ThinkSystem 2.5" Multi Vendor 240GB Entry SATA 6Gb Hot Swap SSD  | No          | 8                |
| 4XB7A38272  | BCTD         | ThinkSystem 2.5" Multi Vendor 480GB Entry SATA 6Gb Hot Swap SSD  | No          | 8                |
| 4XB7A38273  | BCTE         | ThinkSystem 2.5" Multi Vendor 960GB Entry SATA 6Gb Hot Swap SSD  | No          | 8                |
| 4XB7A38274  | BCTF         | ThinkSystem 2.5" Multi Vendor 1.92TB Entry SATA 6Gb Hot Swap SSD | No          | 8                |
| 4XB7A38275  | BCTG         | ThinkSystem 2.5" Multi Vendor 3.84TB Entry SATA 6Gb Hot Swap SSD | No          | 8                |
| 4XB7A17075  | B8HV         | ThinkSystem 2.5" 5300 240GB Entry SATA 6Gb Hot Swap SSD          | No          | 8                |
| 4XB7A17076  | B8JM         | ThinkSystem 2.5" 5300 480GB Entry SATA 6Gb Hot Swap SSD          | No          | 8                |
| 4XB7A17077  | B8HP         | ThinkSystem 2.5" 5300 960GB Entry SATA 6Gb Hot Swap SSD          | No          | 8                |
| 4XB7A17078  | B8J5         | ThinkSystem 2.5" 5300 1.92TB Entry SATA 6Gb Hot Swap SSD         | No          | 8                |
| 4XB7A17079  | B8JP         | ThinkSystem 2.5" 5300 3.84TB Entry SATA 6Gb Hot Swap SSD         | No          | 8                |
| 4XB7A17080  | B8J2         | ThinkSystem 2.5" 5300 7.68TB Entry SATA 6Gb Hot Swap SSD         | No          | 8                |
| 4XB7A38185  | B9AC         | ThinkSystem 2.5" 5210 960GB Entry SATA 6Gb Hot Swap QLC SSD      | No          | 8                |
| 4XB7A38144  | B7EW         | ThinkSystem 2.5" 5210 1.92TB Entry SATA 6Gb Hot Swap QLC SSD     | No          | 8                |

| Part number | Feature code | Description  | SED support | Maximum Quantity |
|-------------|--------------|--|-------------|------------------|
| 4XB7A38145  | B7EX         | ThinkSystem 2.5" 5210 3.84TB Entry SATA 6Gb Hot Swap QLC SSD | No          | 8                |
| 4XB7A38146  | B7EY         | ThinkSystem 2.5" 5210 7.68TB Entry SATA 6Gb Hot Swap QLC SSD | No          | 8                |
| 4XB7A10247  | B498         | ThinkSystem 2.5" S4510 240GB Read Intensive SATA 6Gb HS SSD  | No          | 8                |
| 4XB7A10248  | B499         | ThinkSystem 2.5" S4510 480GB Read Intensive SATA 6Gb HS SSD  | No          | 8                |
| 4XB7A10249  | B49A         | ThinkSystem 2.5" S4510 960GB Read Intensive SATA 6Gb HS SSD  | No          | 8                |
| 4XB7A13622  | B49B         | ThinkSystem 2.5" S4510 1.92TB Read Intensive SATA 6Gb HS SSD | No          | 8                |
| 4XB7A13623  | B49C         | ThinkSystem 2.5" S4510 3.84TB Read Intensive SATA 6Gb HS SSD | No          | 8                |
| 4XB7A10195  | B34H         | ThinkSystem 2.5" PM883 240GB Entry SATA 6Gb Hot Swap SSD     | No          | 8                |
| 4XB7A10196  | B34J         | ThinkSystem 2.5" PM883 480GB Entry SATA 6Gb Hot Swap SSD     | No          | 8                |
| 4XB7A10197  | B34K         | ThinkSystem 2.5" PM883 960GB Entry SATA 6Gb Hot Swap SSD     | No          | 8                |
| 4XB7A10198  | B34L         | ThinkSystem 2.5" PM883 1.92TB Entry SATA 6Gb Hot Swap SSD    | No          | 8                |
| 4XB7A10199  | B34M         | ThinkSystem 2.5" PM883 3.84TB Entry SATA 6Gb Hot Swap SSD    | No          | 8                |
| 4XB7A10200  | B4D2         | ThinkSystem 2.5" PM883 7.68TB Entry SATA 6Gb Hot Swap SSD    | No          | 8                |

Table 29. 3.5-inch hot-swap 12 Gb SAS HDDs

| Part number                                      | Feature code | Description   | SED support | Maximum Quantity |
|--|--------------|---|-------------|------------------|
| <b>3.5-inch hot-swap HDDs - 12 Gb SAS 10K</b>    |              |   |             |                  |
| <b>3.5-inch hot-swap HDDs - 12 Gb SAS 15K</b>    |              |   |             |                  |
| 7XB7A00038                                       | AUU2         | ThinkSystem 3.5" 300GB 15K SAS 12Gb Hot Swap 512n HDD     | No          | 4                |
| 7XB7A00039                                       | AUU3         | ThinkSystem 3.5" 600GB 15K SAS 12Gb Hot Swap 512n HDD     | No          | 4                |
| 7XB7A00040                                       | AUUC         | ThinkSystem 3.5" 900GB 15K SAS 12Gb Hot Swap 512e HDD     | No          | 4                |
| <b>3.5-inch hot-swap HDDs - 12 Gb NL SAS</b>     |              |   |             |                  |
| 7XB7A00042                                       | AUU5         | ThinkSystem 3.5" 2TB 7.2K SAS 12Gb Hot Swap 512n HDD      | No          | 4                |
| 7XB7A00043                                       | AUU6         | ThinkSystem 3.5" 4TB 7.2K SAS 12Gb Hot Swap 512n HDD      | No          | 4                |
| 7XB7A00044                                       | AUU7         | ThinkSystem 3.5" 6TB 7.2K SAS 12Gb Hot Swap 512e HDD      | No          | 4                |
| 7XB7A00045                                       | B0YR         | ThinkSystem 3.5" 8TB 7.2K SAS 12Gb Hot Swap 512e HDD      | No          | 4                |
| 7XB7A00046                                       | AUUG         | ThinkSystem 3.5" 10TB 7.2K SAS 12Gb Hot Swap 512e HDD     | No          | 4                |
| 7XB7A00067                                       | B117         | ThinkSystem 3.5" 12TB 7.2K SAS 12Gb Hot Swap 512e HDD     | No          | 4                |
| 4XB7A13906                                       | B496         | ThinkSystem 3.5" 14TB 7.2K SAS 12Gb Hot Swap 512e HDD     | No          | 4                |
| 4XB7A13911                                       | B7EZ         | ThinkSystem 3.5" 16TB 7.2K SAS 12Gb Hot Swap 512e HDD     | No          | 4                |
| 4XB7A38266                                       | BCFP         | ThinkSystem 3.5" 18TB 7.2K SAS 12Gb Hot Swap 512e HDD     | No          | 4                |
| 4XB7A80353                                       | BPKU         | ThinkSystem 3.5" 20TB 7.2K SAS 12Gb Hot Swap 512e HDD     | No          | 4                |
| <b>3.5-inch hot-swap SED HDDs - 12 Gb NL SAS</b> |              |   |             |                  |
| 7XB7A00047                                       | AUUH         | ThinkSystem 3.5" 4TB 7.2K SAS 12Gb Hot Swap 512n HDD FIPS | Support     | 4                |

Table 30. 3.5-inch hot-swap 6 Gb SATA HDDs

| Part number                                  | Feature code | Description   | SED support | Maximum Quantity |
|--|--------------|---|-------------|------------------|
| <b>3.5-inch hot-swap HDDs - 6 Gb NL SATA</b> |              |   |             |                  |
| 7XB7A00049                                   | AUUF         | ThinkSystem 3.5" 1TB 7.2K SATA 6Gb Hot Swap 512n HDD  | No          | 4                |
| 7XB7A00050                                   | AUUD         | ThinkSystem 3.5" 2TB 7.2K SATA 6Gb Hot Swap 512n HDD  | No          | 4                |
| 7XB7A00051                                   | AUU8         | ThinkSystem 3.5" 4TB 7.2K SATA 6Gb Hot Swap 512n HDD  | No          | 4                |
| 7XB7A00052                                   | AUUA         | ThinkSystem 3.5" 6TB 7.2K SATA 6Gb Hot Swap 512e HDD  | No          | 4                |
| 7XB7A00053                                   | AUU9         | ThinkSystem 3.5" 8TB 7.2K SATA 6Gb Hot Swap 512e HDD  | No          | 4                |
| 7XB7A00054                                   | AUUB         | ThinkSystem 3.5" 10TB 7.2K SATA 6Gb Hot Swap 512e HDD | No          | 4                |
| 7XB7A00068                                   | B118         | ThinkSystem 3.5" 12TB 7.2K SATA 6Gb Hot Swap 512e HDD | No          | 4                |
| 4XB7A13907                                   | B497         | ThinkSystem 3.5" 14TB 7.2K SATA 6Gb Hot Swap 512e HDD | No          | 4                |
| 4XB7A13914                                   | B7F0         | ThinkSystem 3.5" 16TB 7.2K SATA 6Gb Hot Swap 512e HDD | No          | 4                |
| 4XB7A38130                                   | BCFH         | ThinkSystem 3.5" 18TB 7.2K SATA 6Gb Hot Swap 512e HDD | No          | 4                |
| 4XB7A80354                                   | BPKV         | ThinkSystem 3.5" 20TB 7.2K SATA 6Gb Hot Swap 512e HDD | No          | 4                |

Table 31. 3.5-inch hot-swap 12 Gb SAS SSDs

| Part number  | Feature code | Description   | SED support | Maximum Quantity |
|--|--------------|---|-------------|------------------|
| <b>3.5-inch hot-swap SSDs - 12 Gb SAS - Mixed Use/Mainstream (3-5 DWPD)</b>            |              |   |             |                  |
| 4XB7A17066   | B8HT         | ThinkSystem 3.5" PM1645a 800GB Mainstream SAS 12Gb Hot Swap SSD | No          | 4                |
| 4XB7A17043   | B8JN         | ThinkSystem 3.5" PM1645a 1.6TB Mainstream SAS 12Gb Hot Swap SSD | No          | 4                |
| 4XB7A17067   | B8JK         | ThinkSystem 3.5" PM1645a 3.2TB Mainstream SAS 12Gb Hot Swap SSD | No          | 4                |
| 4XB7A17068   | B8JG         | ThinkSystem 3.5" PM1645a 6.4TB Mainstream SAS 12Gb Hot Swap SSD | No          | 4                |
| <b>3.5-inch hot-swap SSDs - 12 Gb SAS - Read Intensive/Entry/Capacity (&lt;3 DWPD)</b> |              |   |             |                  |
| 4XB7A17058   | B91E         | ThinkSystem 3.5" PM1643a 3.84TB Entry SAS 12Gb Hot Swap SSD     | No          | 4                |
| 4XB7A17059   | BEVK         | ThinkSystem 3.5" PM1643a 7.68TB Entry SAS 12Gb Hot Swap SSD     | No          | 4                |

Table 32. 3.5-inch hot-swap 6 Gb SATA SSDs

| Part number   | Feature code | Description   | SED support | Maximum Quantity |
|---|--------------|---|-------------|------------------|
| <b>3.5-inch hot-swap SSDs - 6 Gb SATA - Mixed Use/Mainstream (3-5 DWPD)</b> |              |   |             |                  |
| 4XB7A17137  | BA4W         | ThinkSystem 3.5" S4620 480GB Mixed Use SATA 6Gb HS SSD  | No          | 4                |
| 4XB7A17138  | BA4X         | ThinkSystem 3.5" S4620 960GB Mixed Use SATA 6Gb HS SSD  | No          | 4                |
| 4XB7A17139  | BA4Y         | ThinkSystem 3.5" S4620 1.92TB Mixed Use SATA 6Gb HS SSD | No          | 4                |
| 4XB7A17140  | BK7P         | ThinkSystem 3.5" S4620 3.84TB Mixed Use SATA 6Gb HS SSD | No          | 4                |

| Part number   | Feature code | Description  | SED support | Maximum Quantity |
|---|--------------|--|-------------|------------------|
| 4XB7A17096  | B8JL         | ThinkSystem 3.5" 5300 240GB Mainstream SATA 6Gb Hot Swap SSD     | No          | 4                |
| 4XB7A17097  | B8JF         | ThinkSystem 3.5" 5300 480GB Mainstream SATA 6Gb Hot Swap SSD     | No          | 4                |
| 4XB7A17098  | B8J0         | ThinkSystem 3.5" 5300 960GB Mainstream SATA 6Gb Hot Swap SSD     | No          | 4                |
| 4XB7A17099  | B8HR         | ThinkSystem 3.5" 5300 1.92TB Mainstream SATA 6Gb Hot Swap SSD    | No          | 4                |
| 4XB7A17100  | B8HX         | ThinkSystem 3.5" 5300 3.84TB Mainstream SATA 6Gb Hot Swap SSD    | No          | 4                |
| 4XB7A13639  | B49R         | ThinkSystem 3.5" S4610 240GB Mixed Use SATA 6Gb HS SSD           | No          | 4                |
| 4XB7A13640  | B49S         | ThinkSystem 3.5" S4610 480GB Mixed Use SATA 6Gb HS SSD           | No          | 4                |
| 4XB7A13641  | B49T         | ThinkSystem 3.5" S4610 960GB Mixed Use SATA 6Gb HS SSD           | No          | 4                |
| 4XB7A13642  | B49U         | ThinkSystem 3.5" S4610 1.92TB Mixed Use SATA 6Gb HS SSD          | No          | 4                |
| 4XB7A13643  | B49V         | ThinkSystem 3.5" S4610 3.84TB Mixed Use SATA 6Gb HS SSD          | No          | 4                |
| <b>3.5-inch hot-swap SSDs - 6 Gb SATA - Read Intensive/Entry (&lt;3 DWPD)</b> |              |  |             |                  |
| 4XB7A17118  | BA7K         | ThinkSystem 3.5" S4520 240GB Read Intensive SATA 6Gb HS SSD      | No          | 4                |
| 4XB7A17119  | BA7L         | ThinkSystem 3.5" S4520 480GB Read Intensive SATA 6Gb HS SSD      | No          | 4                |
| 4XB7A17120  | BA7M         | ThinkSystem 3.5" S4520 960GB Read Intensive SATA 6Gb HS SSD      | No          | 4                |
| 4XB7A17121  | BA7N         | ThinkSystem 3.5" S4520 1.92TB Read Intensive SATA 6Gb HS SSD     | No          | 4                |
| 4XB7A17122  | BK7F         | ThinkSystem 3.5" S4520 3.84TB Read Intensive SATA 6Gb HS SSD     | No          | 4                |
| 4XB7A17123  | BK7G         | ThinkSystem 3.5" S4520 7.68TB Read Intensive SATA 6Gb HS SSD     | No          | 4                |
| 4XB7A38276  | BCTH         | ThinkSystem 3.5" Multi Vendor 240GB Entry SATA 6Gb Hot Swap SSD  | No          | 4                |
| 4XB7A38277  | BCTJ         | ThinkSystem 3.5" Multi Vendor 480GB Entry SATA 6Gb Hot Swap SSD  | No          | 4                |
| 4XB7A38278  | BCTK         | ThinkSystem 3.5" Multi Vendor 960GB Entry SATA 6Gb Hot Swap SSD  | No          | 4                |
| 4XB7A38279  | BCTL         | ThinkSystem 3.5" Multi Vendor 1.92TB Entry SATA 6Gb Hot Swap SSD | No          | 4                |
| 4XB7A38281  | BCTM         | ThinkSystem 3.5" Multi Vendor 3.84TB Entry SATA 6Gb Hot Swap SSD | No          | 4                |
| 4XB7A17081  | B8JB         | ThinkSystem 3.5" 5300 240GB Entry SATA 6Gb Hot Swap SSD          | No          | 4                |
| 4XB7A17082  | B8J9         | ThinkSystem 3.5" 5300 480GB Entry SATA 6Gb Hot Swap SSD          | No          | 4                |
| 4XB7A17083  | B8JC         | ThinkSystem 3.5" 5300 960GB Entry SATA 6Gb Hot Swap SSD          | No          | 4                |
| 4XB7A17084  | B8HZ         | ThinkSystem 3.5" 5300 1.92TB Entry SATA 6Gb Hot Swap SSD         | No          | 4                |
| 4XB7A17085  | B8HQ         | ThinkSystem 3.5" 5300 3.84TB Entry SATA 6Gb Hot Swap SSD         | No          | 4                |
| 4XB7A17086  | B8J3         | ThinkSystem 3.5" 5300 7.68TB Entry SATA 6Gb Hot Swap SSD         | No          | 4                |



| Part number | Feature code | Description  | SED support | Maximum Quantity |
|-------------|--------------|--|-------------|------------------|
| 4XB7A13625  | B49D         | ThinkSystem 3.5" S4510 240GB Read Intensive SATA 6Gb HS SSD  | No          | 4                |
| 4XB7A13626  | B49E         | ThinkSystem 3.5" S4510 480GB Read Intensive SATA 6Gb HS SSD  | No          | 4                |
| 4XB7A13627  | B49F         | ThinkSystem 3.5" S4510 960GB Read Intensive SATA 6Gb HS SSD  | No          | 4                |
| 4XB7A13628  | B49G         | ThinkSystem 3.5" S4510 1.92TB Read Intensive SATA 6Gb HS SSD | No          | 4                |
| 4XB7A13629  | B49H         | ThinkSystem 3.5" S4510 3.84TB Read Intensive SATA 6Gb HS SSD | No          | 4                |
| 4XB7A17176  | B6TM         | ThinkSystem 3.5" PM883 240GB Entry SATA 6Gb Hot Swap SSD     | No          | 4                |
| 4XB7A17177  | B6TN         | ThinkSystem 3.5" PM883 480GB Entry SATA 6Gb Hot Swap SSD     | No          | 4                |
| 4XB7A17178  | B6TP         | ThinkSystem 3.5" PM883 960GB Entry SATA 6Gb Hot Swap SSD     | No          | 4                |
| 4XB7A17179  | B6JY         | ThinkSystem 3.5" PM883 1.92TB Entry SATA 6Gb Hot Swap SSD    | No          | 4                |
| 4XB7A17180  | B6JZ         | ThinkSystem 3.5" PM883 3.84TB Entry SATA 6Gb Hot Swap SSD    | No          | 4                |

Table 33. 3.5-inch simple-swap 6 Gb SATA HDDs

| Part number                                     | Feature code | Description   | SED support | Maximum Quantity |
|---|--------------|---|-------------|------------------|
| <b>3.5-inch simple-swap HDDs - 6 Gb NL SATA</b> |              |   |             |                  |
| 7XB7A00055                                      | AUZS         | ThinkSystem 1TB 7.2K 6Gbps SATA 3.5" Simple Swap 512n HDD | No          | 4                |
| 7XB7A00056                                      | AUZT         | ThinkSystem 2TB 7.2K 6Gbps SATA 3.5" Simple Swap 512n HDD | No          | 4                |
| 7XB7A00057                                      | AUZU         | ThinkSystem 4TB 7.2K 6Gbps SATA 3.5" Simple Swap 512n HDD | No          | 4                |
| 7XB7A00058                                      | AXC7         | ThinkSystem 6TB 7.2K 6Gbps SATA 3.5" Simple Swap 512e HDD | No          | 4                |
| 7XB7A00059                                      | AXC6         | ThinkSystem 8TB 7.2K 6Gbps SATA 3.5" Simple Swap 512e HDD | No          | 4                |
| 7XB7A00060                                      | AXC8         | ThinkSystem 3.5" 10TB 7.2K SATA 6Gb Simple Swap 512e HDD  | No          | 4                |

Table 35. M.2 SATA drives

| Part number   | Feature code | Description  | SED support | Maximum Quantity |
|---|--------------|--|-------------|------------------|
| <b>M.2 SSDs - 6 Gb SATA - Read Intensive/Entry (&lt;3 DWPD)</b> |              |  |             |                  |
| 7N47A00129  | AUUL         | ThinkSystem M.2 32GB SATA 6Gbps Non-Hot Swap SSD       | No          | 2                |
| 7N47A00130  | AUUV         | ThinkSystem M.2 128GB SATA 6Gbps Non-Hot Swap SSD      | No          | 2                |
| 4XB7A17071  | B8HS         | ThinkSystem M.2 5300 240GB SATA 6Gbps Non-Hot Swap SSD | No          | 2                |
| 4XB7A17073  | B919         | ThinkSystem M.2 5300 480GB SATA 6Gbps Non-Hot Swap SSD | No          | 2                |

## Optical drives

The server supports the external USB optical drive listed in the following table.

Table 36. External optical drive

| Part number | Feature code | Description  |
|-------------|--------------|--|
| 7XA7A05926  | AVV8         | ThinkSystem External USB DVD RW Optical Disk Drive |

The drive is based on the Lenovo Slim DVD Burner DB65 drive and supports the following formats: DVD-RAM, DVD-RW, DVD+RW, DVD+R, DVD-R, DVD-ROM, DVD-R DL, CD-RW, CD-R, CD-ROM.

## I/O expansion

The SR530 server supports one LOM card slot and up to three PCIe slots with different riser cards installed into two riser sockets on the system planar (one riser socket supports installation of one riser card).

The slot form factors are as follows:

- LOM card slot
- Slot 1: PCIe 3.0 x8; low profile
- Slot 2: PCIe 3.0 x16 or ML2 x8; low profile or full-height, half-length
- Slot 3: PCIe 3.0 x8 or x16; low profile

### Configuration notes:

- PCIe x16 slot 3 requires the second processor to be installed.
- The COM Port Upgrade Kit is installed in place of one of the PCIe slots 1, 2, or 3.

The locations of the PCIe slots are shown in the following figure.




Figure 7. Slot locations

Riser 1 supplies slots 1 and 2, and Riser 2 supplies slot 3. The slots that are available for use depend on the number of riser cards that are installed and whether the second processor is installed, as shown in the following table.

Table 37. Slots available for use

| Riser Card 1 | Riser Card 2 | Slots available for use |             |
|--------------|--------------|-------------------------|-------------|
|              |              | Processor 1             | Processor 2 |
| None         | None         | LOM                     | -           |
| None         | PCIe x8      | LOM, 3                  | -           |

| Riser Card 1                 | Riser Card 2 | Slots available for use |             |
|------------------------------|--------------|-------------------------|-------------|
|                              |              | Processor 1             | Processor 2 |
| None                         | PCIe x16     | LOM                     | 3           |
| PCIe x8/x16 or PCIe x8/x8ML2 | None         | LOM, 1, 2               | -           |
| PCIe x8/x16 or PCIe x8/x8ML2 | PCIe x8      | LOM, 1, 2, 3            | -           |
| PCIe x8/x16 or PCIe x8/x8ML2 | PCIe x16     | LOM, 1, 2               | 3           |

The following table lists available PCIe riser card options.

Table 38. PCIe riser cards and miscellaneous options

| Part number   | Feature code | Description   | Maximum quantity |
|---|--------------|---|------------------|
| x8 Riser Card 1 options (Riser card 1 supplies slots 1 and 2) |              |   |                  |
| 7XH7A02682  | AUWC         | ThinkSystem SR530/SR570/SR630 x8/x16 PCIe LP+LP Riser 1 Kit | 1                |
| 7XH7A05893  | None*        | ThinkSystem SR530/SR570/SR630 x8/x16 PCIe LP+FH Riser 1 Kit | 1                |
| 7XH7A05892  | AV0X         | ThinkSystem SR530/SR570 x8/x8ML2 PCIe LP+LP Riser 1 Kit     | 1                |
| Riser Card 2 option (Riser card 2 supplies slot 3)            |              |   |                  |
| 7XH7A02685  | AUWA         | ThinkSystem SR530/SR570/SR630 x16 PCIe LP Riser 2 Kit       | 1                |
| 7XH7A05891  | AV0W         | ThinkSystem SR530/SR570 x8 PCIe LP Riser 2 Kit              | 1                |
| Serial port upgrade kit                                       |              |   |                  |
| 4Z17A80446  | BMNJ         | ThinkSystem COM Port Upgrade Kit v2                         | 1                |
| 7Z17A02577  | AUSL         | ThinkSystem COM Port Upgrade Kit                            | 1                |

\* The LP+FH Riser 1 can be factory-installed by selecting the feature codes AUWC (LP+LP Riser 1) and AUWS (LP+FH Bracket).

The COM Port Upgrade Kit (4Z17A80446 or 7Z17A02577) is used for mounting the external serial port on the rear of the SR530. This option includes the bracket and the cable. The COM Port option is mounted in place of one of the PCIe slots 1, 2, or 3.

## Network adapters

The SR530 server has two onboard 1 GbE ports (no 10/100 Mb support) and up to two additional onboard 1/10 GbE network ports (no 10/100 Mb support) with optional LOM cards. Onboard ports and LOM cards use the Intel Ethernet Connection X722 1/10 GbE technology integrated into the Intel C622 Platform Controller Hub (PCH). The server also supports ML2 adapters that are installed in the custom ML2 slot provided by an ML2 riser card. The LOM cards support direct connectivity to the XClarity Controller via the Network Controller Sideband Interface (NSCI) for out-of-band systems management.

**Note:** ML2 network adapters do not support NSCI when used in the SR530 server.

The integrated Intel Ethernet Connection X722 has the following features:

- Two 1 Gb Ethernet ports (no 10/100 Mb Ethernet support)
- Two 1/10 Gb Ethernet capable ports (no 10/100 Mb Ethernet support)
- NIC Teaming (load balancing and failover)
- Data Center Bridging
- iWARP (RDMA over IP)
- VMDq and SR-IOV virtualization (10 Gb speeds only, 4 PFs, 128 VFs per device)
- IEEE 802.1q Virtual Local Area Networks (VLANs)
- NVGRE, VXLAN, IPinGRE, and MACinUDP network virtualization

- IEEE 802.1Qbg Edge Virtual Bridging
- TCP, IP, and UDP checksum offload
- Large Send Offload (LSO) and Generic Send Offload (GSO)
- Receive Side Scaling (RSS) for TCP and UDP traffic
- Jumbo frames up to 9.5 Kbytes

The following table lists the network adapters that are supported with the SR530 server.

Table 39. Network adapters

| Part number                                | Feature code | Description   | Max qty | I/O slots supported |
|--|--------------|---|---------|---------------------|
| LOM cards - 1 Gb Ethernet                  |              |   |         |                     |
| 7ZT7A00544                                 | AUKG         | ThinkSystem 1Gb 2-port RJ45 LOM                                   | 1       | LOM slot            |
| LOM cards - 10 Gb Ethernet                 |              |   |         |                     |
| 7ZT7A00548                                 | AUKL         | ThinkSystem 10Gb 2-port Base-T LOM                                | 1       | LOM slot            |
| 7ZT7A00546                                 | AUKJ         | ThinkSystem 10Gb 2-port SFP+ LOM                                  | 1*      | LOM slot            |
| ML2 adapters - 10 Gb Ethernet              |              |   |         |                     |
| 7ZT7A00497                                 | AUKQ         | Broadcom NX-E ML2 10Gb 2-Port Base-T Ethernet Adapter             | 1       | 2 (ML2)             |
| 01CV770                                    | AU7Z         | Emulex VFA5.2 ML2 2x10 GbE SFP+ Adapter and FCoE/iSCSI SW         | 1*      | 2 (ML2)             |
| 00JY940                                    | ATRH         | Intel X710-DA2 ML2 2x10GbE SFP+ Adapter                           | 1*      | 2 (ML2)             |
| PCIe Low Profile adapters - 1 Gb Ethernet  |              |   |         |                     |
| 7ZT7A00482                                 | AUZX         | Broadcom 5720 1GbE RJ45 2-Port PCIe Ethernet Adapter              | 3       | 1, 2, 3             |
| 7ZT7A00484                                 | AUZV         | Broadcom 5719 1GbE RJ45 4-Port PCIe Ethernet Adapter              | 3       | 1, 2, 3             |
| 7ZT7A00533                                 | AUZZ         | ThinkSystem I350-F1 PCIe 1Gb 1-Port SFP Ethernet Adapter          | 3       | 1, 2, 3             |
| 7ZT7A00534                                 | AUZY         | ThinkSystem I350-T2 PCIe 1Gb 2-Port RJ45 Ethernet Adapter         | 3       | 1, 2, 3             |
| 7ZT7A00535                                 | AUZW         | ThinkSystem I350-T4 PCIe 1Gb 4-Port RJ45 Ethernet Adapter         | 3       | 1, 2, 3             |
| PCIe Low Profile adapters - 10 Gb Ethernet |              |   |         |                     |
| 7ZT7A00496                                 | AUKP         | Broadcom 57416 10GBASE-T 2-Port PCIe Ethernet Adapter             | 3       | 1, 2, 3             |
| 00AG570                                    | AT7S         | Emulex VFA5.2 2x10 GbE SFP+ PCIe Adapter                          | 3*      | 1, 2, 3             |
| 00AG580                                    | AT7T         | Emulex VFA5.2 2x10 GbE SFP+ Adapter and FCoE/iSCSI SW             | 3*      | 1, 2, 3             |
| 00MM860                                    | ATPX         | Intel X550-T2 Dual Port 10GBase-T Adapter                         | 3       | 1, 2, 3             |
| 7ZT7A00537                                 | AUKX         | Intel X710-DA2 PCIe 10Gb 2-Port SFP+ Ethernet Adapter             | 3*      | 1, 2, 3             |
| 4XC7A79699                                 | BMXB         | ThinkSystem Intel X710-T4L 10GBase-T 4-Port PCIe Ethernet Adapter | 3       | 1, 2, 3             |
| 4XC7A08225                                 | B31G         | QLogic QL41134 PCIe 10Gb 4-Port Base-T Ethernet Adapter           | 3       | 1, 2, 3             |
| PCIe Full Height adapters - 10 Gb Ethernet |              |   |         |                     |
| 7ZT7A00493                                 | AUKN         | Emulex OCe14104B-NX PCIe 10Gb 4-Port SFP+ Ethernet Adapter        | 1*      | 2                   |
| PCIe Low Profile adapters - 25 Gb Ethernet |              |   |         |                     |
| 4XC7A08238                                 | B5T0         | Broadcom 57414 10/25GbE SFP28 2-port PCIe Ethernet Adapter        | 3*      | 1, 2, 3             |
| PCIe Low Profile adapters - Omni-Path      |              |   |         |                     |
| 00WE027                                    | AU0B         | Intel OPA 100 Series Single-port PCIe 3.0 x16 HFA                 | 1 / 2#* | 2, 3                |

# The maximum quantity shown is with one processor / two processors.

\* The adapter comes without transceivers or cables; for ordering transceivers or cables, see the adapter product guide

### Configuration notes:

- ML2 network adapters are supported in the ML2 x8 slot 2 supplied by the x8/x8ML2 Riser Card 1 (7XH7A05892).
- PCIe full-height network adapters are supported in the full-height PCIe x16 slot 2 supplied by the PCIe x8/x16 LP+FH Riser Card 1 (7XH7A05893).
- Omni-Path adapters are supported in the low profile or full-height PCIe x16 slots supplied by the riser cards 1 and 2.
- PCIe Low Profile network adapters (except Omni-Path adapters) are supported in the low profile and full-height PCIe x8 and x16 slots supplied by the riser cards 1 and 2. The PCIe x16 slot 3 requires the second processor to be installed.
- Some adapters require supported transceivers or DAC cables to be purchased for the adapter. The maximum number of transceivers or cables that are supported per adapter equals the quantity of the adapter ports, and all adapter ports must have the same type of the transceiver or cable selected.

For more information, see the list of Product Guides in the Ethernet Adapters category:

<http://lenovopress.com/servers/options/ethernet#rt=product-guide>

### SAS adapters for external storage

The following table lists SAS RAID controllers and HBAs for external storage attachments that are supported by the SR530 server.

Table 40. SAS RAID adapters and HBAs for external storage

| Part number               | Feature code | Description  | Maximum quantity | I/O slots supported |
|---------------------------|--------------|--|------------------|---------------------|
| 12 Gbps SAS RAID adapters |              |  |                  |                     |
| 7Y37A01087                | AUNQ         | ThinkSystem RAID 930-8e 4GB Flash PCIe 12Gb Adapter      | 2                | 1, 2, 3             |
| 4Y37A78836                | BNWJ         | ThinkSystem RAID 940-8e 4GB Flash PCIe Gen4 12Gb Adapter | 2                | 1, 2, 3             |
| 12 Gbps SAS HBAs          |              |  |                  |                     |
| 7Y37A01090                | AUNR         | ThinkSystem 430-8e SAS/SATA 12Gb HBA                     | 2                | 1, 2, 3             |
| 7Y37A01091                | AUNN         | ThinkSystem 430-16e SAS/SATA 12Gb HBA                    | 2                | 1, 2, 3             |
| 4Y37A09724                | B8P7         | ThinkSystem 440-16e SAS/SATA PCIe Gen4 12Gb HBA          | 3                | 1, 2, 3             |

### Configuration notes:

- Low profile SAS RAID controllers and HBAs for external storage are supported in the low profile and full-high PCIe x8 and x16 slots supplied by the riser cards 1 and 2. The PCIe x16 slot 3 requires the second processor to be installed.
- The server supports the installation of two RAID flash power modules (supercaps), mounted on the underside of the system air baffle. This means that the server supports a maximum of two RAID 730-8i 2GB, 930, 940 and 9350 adapters, including any internal storage adapter.

**RAID 930-8e adapter:** The RAID 930-8e is not supported installed with any X40 internal (8i or 16i or 32i) RAID adapters.

For a comparison of the functions of the supported external storage adapters, see the ThinkSystem RAID Adapter and HBA Reference:

<https://lenovopress.com/lp1288#sr530-support=SR530&internal-or-external-ports=External>

For more information, see the list of Product Guides in the following categories:

- RAID adapters  
<http://lenovopress.com/servers/options/raid#rt=product-guide>
- Host bus adapters  
<http://lenovopress.com/servers/options/hba#rt=product-guide>

## Fibre Channel host bus adapters

The following table lists Fibre Channel HBAs supported by the SR530 server.

Table 41. Fibre Channel HBAs

| Part number  | Feature code | Description                                      | Maximum quantity | I/O slots supported |
|--|--------------|--|------------------|---------------------|
| 16 Gb Fibre Channel - PCIe   |              |  |                  |                     |
| 01CV830  | ATZU         | Emulex 16Gb Gen6 FC Single-port HBA              | 3                | 1, 2, 3             |
| 01CV840  | ATZV         | Emulex 16Gb Gen6 FC Dual-port HBA                | 3                | 1, 2, 3             |
| 01CV750  | ATZB         | QLogic 16Gb Enhanced Gen5 FC Single-port HBA     | 3                | 1, 2, 3             |
| 01CV760  | ATZC         | QLogic 16Gb Enhanced Gen5 FC Dual-port HBA       | 3                | 1, 2, 3             |
| 8 Gb Fibre Channel - PCIe (available only in PRC and Asia Pacific) |              |  |                  |                     |
| 4XC7A08221   | B0X0         | Emulex LPe12002-M8-L PCIe 8Gb 2-Port SFP+ FC HBA | 3                | 1, 2, 3             |

**Configuration note:** FC HBAs are supported in the low profile and full-high PCIe x8 and x16 slots supplied by the riser cards 1 and 2. The PCIe x16 slot 3 requires the second processor to be installed.

For more information, see the list of Product Guides in the Host bus adapters category:  
<http://lenovopress.com/servers/options/hba#rt=product-guide>

## Cooling

The SR530 server supports up to six non-hot-swap system fans that provide N+1 cooling redundancy. Models with one processor include four system fans, and models with two processors include six system fans.

The installation of a 2nd processor requires an extra cooling fan be installed. For CTO orders, fans are derived by the configurator. For field upgrades, 1st Gen Xeon processor option part numbers include this fan however 2nd Gen Xeon processor options do not include the fan and it must be ordered separately using the SR530 Fan Option Kit (4F17A12354).

Table 42. Cooling options

| Part number | Feature code | Description  | Maximum quantity |
|-------------|--------------|--|------------------|
| 4F17A12354  | AV0N         | ThinkSystem SR530 Fan Option Kit (for 2nd Gen processors only)<br>Includes 2 system fans | 1                |

## Power supplies and cables

The SR530 server supports up to two redundant power supplies and is capable of N+N redundancy depending on the configuration. A second power supply can be added to the models that come with one power supply. The following table lists the power supply options.

Table 43. Power supplies

| Part number | Feature code | Description   | Maximum quantity |
|-------------|--------------|---|------------------|
| 7N67A00882  | AVV6         | ThinkSystem 550W (230V/115V) Platinum Hot-Swap Power Supply | 2                |
| 7N67A00883  | AVV7         | ThinkSystem 750W (230/115V) Platinum Hot-Swap Power Supply  | 2                |
| 7N67A00884  | AVV5         | ThinkSystem 750W (230V) Titanium Hot-Swap Power Supply      | 2                |

**Configuration notes:**

- Minimum of 1 and maximum of 2 power supplies per system.
- If 2 are installed, power supplies must be identical.
- Power supplies support AC (Worldwide) and HVDC (PRC only) power sources.

**Important:** The Standalone Solution Configuration Tool (SSCT) and Lenovo Data Center Solution Configurator (DCSC) power supply selection rules allow a subset of possible configurations due to power restrictions. Configurations that cannot be built in SSCT or DCSC due to power restrictions may still be supported. To verify support and ensure that the right power supply is chosen for optimal performance, you should always validate your server configuration using the latest version of the Lenovo Capacity Planner:

<http://datacentersupport.lenovo.com/us/en/solutions/Invo-lcp>

**Power cords**

Line cords and rack power cables with C13 connectors can be ordered as listed in the following table.

**110V customers:** If you plan to use the 1100W power supply with a 110V power source, select a power cable that is rated above 10A. Power cables that are rated at 10A or below are not supported with 110V power.

Table 44. Power cords

| Part number              | Feature code | Description   |
|--------------------------|--------------|---|
| Rack cables - C13 to C14 |              |   |
| 00Y3043                  | A4VP         | 1.0m, 10A/100-250V, C13 to C14 Jumper Cord                  |
| 4L67A08367               | B0N5         | 1.0m, 13A/100-250V, C13 to C14 Jumper Cord                  |
| 39Y7937                  | 6201         | 1.5m, 10A/100-250V, C13 to C14 Jumper Cord                  |
| 4L67A08368               | B0N6         | 1.5m, 13A/100-250V, C13 to C14 Jumper Cord                  |
| 4L67A08365               | B0N4         | 2.0m, 10A/100-250V, C13 to IEC 320-C14 Rack Power Cable     |
| 4L67A08369               | 6570         | 2.0m, 13A/100-250V, C13 to C14 Jumper Cord                  |
| 4L67A08366               | 6311         | 2.8m, 10A/100-250V, C13 to C14 Jumper Cord                  |
| 4L67A08370               | 6400         | 2.8m, 13A/100-250V, C13 to C14 Jumper Cord                  |
| 39Y7932                  | 6263         | 4.3m, 10A/100-250V, C13 to C14 Jumper Cord                  |
| 4L67A08371               | 6583         | 4.3m, 13A/100-250V, C13 to C14 Jumper Cord                  |
| Line cords               |              |   |
| 39Y7930                  | 6222         | 2.8m, 10A/250V, C13 to IRAM 2073 (Argentina) Line Cord      |
| 81Y2384                  | 6492         | 4.3m, 10A/250V, C13 to IRAM 2073 (Argentina) Line Cord      |
| 39Y7924                  | 6211         | 2.8m, 10A/250V, C13 to AS/NZS 3112 (Australia/NZ) Line Cord |
| 81Y2383                  | 6574         | 4.3m, 10A/250V, C13 to AS/NZS 3112 (Australia/NZ) Line Cord |

| Part number | Feature code | Description  |
|-------------|--------------|--|
| 69Y1988     | 6532         | 2.8m, 10A/250V, C13 to NBR 14136 (Brazil) Line Cord        |
| 81Y2387     | 6404         | 4.3m, 10A/250V, C13 to NBR 14136 (Brazil) Line Cord        |
| 39Y7928     | 6210         | 2.8m, 10A/220V, C13 to GB 2099.1 (China) Line Cord         |
| 81Y2378     | 6580         | 4.3m, 10A/250V, C13 to GB 2099.1 (China) Line Cord         |
| 39Y7918     | 6213         | 2.8m, 10A/250V, C13 to DK2-5a (Denmark) Line Cord          |
| 81Y2382     | 6575         | 4.3m, 10A/250V, C13 to DK2-5a (Denmark) Line Cord          |
| 39Y7917     | 6212         | 2.8m, 10A/250V, C13 to CEE 7/7 (Europe) Line Cord          |
| 81Y2376     | 6572         | 4.3m, 10A/250V, C13 to CEE 7/7 (Europe) Line Cord          |
| 39Y7927     | 6269         | 2.8m, 10A/250V, C13 to IS 6538 (India) Line Cord           |
| 81Y2386     | 6567         | 4.3m, 10A/250V, C13 to IS 6538 (India) Line Cord           |
| 39Y7920     | 6218         | 2.8m, 10A/250V, C13 to SI 32 (Israel) Line Cord            |
| 81Y2381     | 6579         | 4.3m, 10A/250V, C13 to SI 32 (Israel) Line Cord            |
| 39Y7921     | 6217         | 2.8m, 10A/250V, C13 to CEI 23-16 (Italy) Line Cord         |
| 81Y2380     | 6493         | 4.3m, 10A/250V, C13 to CEI 23-16 (Italy) Line Cord         |
| 4L67A08362  | 6495         | 4.3m, 12A/200V, C13 to JIS C-8303 (Japan) Line Cord        |
| 39Y7922     | 6214         | 2.8m, 10A/250V, C13 to SABS 164-1 (South Africa) Line Cord |
| 81Y2379     | 6576         | 4.3m, 10A/250V, C13 to SANS 164-1 (South Africa) Line Cord |
| 39Y7926     | 6335         | 4.3m, 12A/100V, C13 to JIS C-8303 (Japan) Line Cord        |
| 39Y7925     | 6219         | 2.8m, 12A/220V, C13 to KSC 8305 (S. Korea) Line Cord       |
| 81Y2385     | 6494         | 4.3m, 12A/250V, C13 to KSC 8305 (S. Korea) Line Cord       |
| 39Y7919     | 6216         | 2.8m, 10A/250V, C13 to SEV 1011-S24507 (Swiss) Line Cord   |
| 81Y2390     | 6578         | 4.3m, 10A/250V, C13 to SEV 1011-S24507 (Swiss) Line Cord   |
| 23R7158     | 6386         | 2.8m, 10A/125V, C13 to CNS 10917 (Taiwan) Line Cord        |
| 81Y2375     | 6317         | 2.8m, 10A/250V, C13 to CNS 10917 (Taiwan) Line Cord        |
| 81Y2374     | 6402         | 2.8m, 13A/125V, C13 to CNS 10917 (Taiwan) Line Cord        |
| 4L67A08363  | AX8B         | 4.3m, 10A/125V, C13 to CNS 10917 (Taiwan) Line Cord        |
| 81Y2389     | 6531         | 4.3m, 10A/250V, C13 to CNS 10917 (Taiwan) Line Cord        |
| 81Y2388     | 6530         | 4.3m, 13A/125V, C13 to CNS 10917 (Taiwan) Line Cord        |
| 39Y7923     | 6215         | 2.8m, 10A/250V, C13 to BS 1363/A (UK) Line Cord            |
| 81Y2377     | 6577         | 4.3m, 10A/250V, C13 to BS 1363/A (UK) Line Cord            |
| 90Y3016     | 6313         | 2.8M, 10A/125V, C13 to NEMA 5-15P (US) Line Cord           |
| 46M2592     | A1RF         | 2.8m, 10A/250V, C13 to NEMA 6-15P (US) Line Cord           |
| 00WH545     | 6401         | 2.8M, 13A/125V, C13 to NEMA 5-15P (US) Line Cord           |
| 4L67A08359  | 6370         | 4.3m, 10A/125V, C13 to NEMA 5-15P (US) Line Cord           |
| 4L67A08361  | 6373         | 4.3m, 10A/250V, C13 to NEMA 6-15P (US) Line Cord           |
| 4L67A08360  | AX8A         | 4.3m, 13A/125V, C13 to NEMA 5-15P (US) Line Cord           |

## Systems management

The SR530 supports the following systems management tools:

- Lenovo XClarity Controller
- Lenovo XClarity Provisioning Manager



- Lenovo XClarity Essentials
- Lenovo XClarity Administrator
- Lenovo XClarity Integrators
- Lenovo XClarity Energy Manager
- Lenovo Capacity Planner

## Lenovo XClarity Controller

The SR530 server contains Lenovo XClarity Controller (XCC), which provides advanced service-processor control, monitoring, and alerting functions. XClarity Controller offers three functional levels: Standard, Advanced, and Enterprise.

By default, the SR530 server includes XClarity Controller Standard features, and it can be upgraded to Advanced or Enterprise functionality by using the Features on Demand (FoD) upgrades.

XClarity Controller Standard offers the following capabilities:

- Gathering and viewing system information and inventory
- Monitoring system status and health
- Alerting and notifications
- Event logging
- Configuring network connectivity
- Configuring security
- Updating system firmware
- Configuring server settings and devices
- Real-time power usage monitoring
- Remotely controlling server power (Power on, Power off, Restart)
- Managing FoD activation keys
- Redirecting serial console via IPMI
- Capturing the video display contents when an operating system hang condition is detected

XClarity Controller Advanced Upgrade adds the following functionality to the Standard features:

- Remotely viewing video with the following graphics resolutions:
  - Up to 1600x1200 with up to 23 bits per pixel; or
  - Up to 1920x1200 with up to 15 bits per pixel
- Remotely accessing the server using the keyboard and mouse from a remote client
- Remotely deploying an operating system
- Syslog alerting
- Redirecting serial console via SSH
- Displaying graphics for real-time and historical power usage data and temperature

XClarity Controller Enterprise Upgrade adds the following functionality to the Advanced features:

- Capping power usage
- Mapping the ISO and image files located on the local client as virtual drives for use by the server
- Mounting the remote ISO and image files via HTTPS, SFTP, CIFS, and NFS
- Collaborating across up to six users of the virtual console
- Controlling quality and bandwidth usage

The XClarity Controller provides remote server management through industry-standard interfaces:

- Intelligent Platform Management Interface (IPMI) Version 2.0
- Simple Network Management Protocol (SNMP) Version 3
- Common Information Model (CIM)
- Data Center Manageability Interface (DCMI) Version 1.5
- Redfish REpresentational State Transfer (REST) API
- Web browser with HTML5 support
- Command-line interface

- Virtual Operator Panel with XClarity Mobile App via the front USB port with XClarity Controller access

Virtual Operator Panel provides quick access to system status, firmware, network, health, and alerts information. With proper authentication, it also allows to configure systems management and network settings and to control system power (Power on, Power off, Restart). The Virtual Operator Panel can be accessed from the XClarity Mobile App running on the Android or iOS mobile device that is connected to the front USB port with XClarity Controller access (See [Components and connectors](#) ).

**Note:** Depending on the system settings, the front USB port can be assigned to XClarity Controller for management functions, or to the system as a regular USB 2.0 port, or switched between two functions by using the system ID button.

IPMI via the Ethernet port (IPMI over LAN) is supported, however it is disabled by default. For CTO orders you can specify whether you want to the feature enabled or disabled in the factory, using the feature codes listed in the following table.

Table 45. IPMI-over-LAN settings

| Part number | Feature code | Description                     |
|-------------|--------------|---------------------------------|
| CTO only    | B7XZ         | Disable IPMI-over-LAN (default) |
| CTO only    | B7Y0         | Enable IPMI-over-LAN            |

The following table lists the XClarity Controller FoD upgrades.

Table 46. XClarity Controller FoD upgrades

| Description  | Part number | Feature code | Maximum quantity |
|--|-------------|--------------|------------------|
| ThinkSystem XClarity Controller Standard to Advanced Upgrade   | 4L47A09132  | AVUT         | 1                |
| ThinkSystem XClarity Controller Standard to Enterprise Upgrade | None*       | AUPW         | 1                |
| ThinkSystem XClarity Controller Advanced to Enterprise Upgrade | 4L47A09133  | None**       | 1                |

\* Factory-installed only.

\*\* Field upgrade only.

**Configuration notes:**

- For factory-installed upgrades, either Standard to Advanced Upgrade (feature AVUT) or Standard to Enterprise Upgrade (feature AUPW) can be selected, but not both.
- For field upgrades, the Advanced to Enterprise Upgrade (4L47A09133) requires the Standard to Advanced Upgrade to be activated on the server previously with either the factory-installed feature AVUT or field upgrade 4L47A09132.

## Lenovo XClarity Provisioning Manager

Lenovo XClarity Provisioning Manager is a UEFI-embedded GUI application that combines the functions of configuring system setup settings, configuring RAID, and updating applications and firmware. It also enables you to install the supported operating systems and associated device drivers, run diagnostics, and collect service data.

Lenovo XClarity Provisioning Manager has the following features:

- Automatic hardware detection
- Collecting and viewing system inventory information
- Configuring UEFI system setup settings
- Updating the system firmware
- Configuring RAID by using the RAID Setup Wizard or Advanced mode
- Installing an operating system and device drivers automatically or manually
- Running diagnostics and collecting service data

## Lenovo XClarity Essentials

Lenovo offers the following XClarity Essentials software tools that can help you set up, use, and maintain the server at no additional cost:

- **Lenovo XClarity Essentials OneCLI**  
OneCLI is a collection of server management tools that utilize a command line interface program to manage firmware, hardware, and operating systems. It provides functions to collect full system health information (including health status), configure system setting, and update system firmware and drivers.
- **Lenovo XClarity Essentials UpdateXpress**  
The UpdateXpress tool is a standalone GUI application for firmware and device driver updates that enables you to maintain your server firmware and device drivers up-to-date and help you avoid unnecessary server outages. The tool acquires and deploys individual updates and UpdateXpress System Packs (UXSPs) which are integration-tested bundles.
- **Lenovo XClarity Essentials Bootable Media Creator**  
The Bootable Media Creator (BOMC) tool is used to create bootable media for offline firmware update.

For more information and downloads, visit the Lenovo XClarity Essentials web page:  
<http://support.lenovo.com/us/en/documents/LNVO-center>

## Lenovo XClarity Administrator

Lenovo XClarity is a centralized systems management solution that helps administrators deliver infrastructure faster. This solution integrates easily with Lenovo x86 servers, RackSwitch switches, and DS Series storage, providing automated agent-less discovery, monitoring, firmware updates, configuration management, and bare metal deployment of operating systems and hypervisors across multiple servers.

Lenovo XClarity Administrator is an optional software component for the SR530 server which can be downloaded and used at no charge to discover and monitor the SR530 and manage firmware upgrades for them.

If software support is required for Lenovo XClarity Administrator, or Lenovo XClarity Administrator premium features (such as configuration management and operating system deployment) are required, or both, Lenovo XClarity Pro software subscription should be ordered. Lenovo XClarity Pro is licensed on a per managed system basis, that is, each managed Lenovo system requires a license.

The following table lists the geo-specific Lenovo XClarity software license options.

Table 47. Lenovo XClarity software options

| Description   | Part number (NA, AP, Japan)* | Part number (EMEA, LA)** | Quantity |
|---|------------------------------|--------------------------|----------|
| Lenovo XClarity Pro, per Managed Endpoint w/1 Yr SW S&S | 00MT201                      | 00MT207                  | 1        |
| Lenovo XClarity Pro, per Managed Endpoint w/3 Yr SW S&S | 00MT202                      | 00MT208                  | 1        |
| Lenovo XClarity Pro, per Managed Endpoint w/5 Yr SW S&S | 00MT203                      | 00MT209                  | 1        |

\* NA = North America; AP = Asia Pacific

\*\* EMEA = Europe, Middle East, Africa; LA = Latin America

Lenovo XClarity Administrator offers the following standard features that are available at no charge:

- Auto-discovery and monitoring of Lenovo x86 servers, RackSwitch switches, Flex System chassis, and DS Series storage systems
- Firmware updates and compliance enforcement
- External alerts and notifications via SNMP traps, syslog remote logging, and e-mail
- Secure connections to managed endpoints
- NIST 800-131A or FIPS 140-2 compliant cryptographic standards between the management solution and managed endpoints
- Integration into existing higher level management systems such as cloud automation and orchestration tools through REST APIs, providing extensive external visibility and control over hardware resources
- An intuitive, easy-to-use GUI
- Scripting with Windows PowerShell, providing command-line visibility and control over hardware resources

Lenovo XClarity Administrator offers the following premium features that require an optional Pro license:

- Pattern-based configuration management that allows to define configurations once and apply repeatedly without errors when deploying new servers or redeploying existing servers without disrupting the fabric
- Bare-metal deployment of operating systems and hypervisors to streamline infrastructure provisioning

For more information, refer to the Lenovo XClarity Administrator Product Guide:

<http://lenovopress.com/tips1200>

## Lenovo XClarity Integrators

Lenovo offers at no charge (if software support is required, a Lenovo XClarity Pro software subscription license should be ordered) two software plug-in modules, Lenovo XClarity Integrators, to manage physical infrastructure from leading external virtualization management software tools from Microsoft and VMware:

- Lenovo XClarity Integrator for Microsoft System Center
- Lenovo XClarity Integrator for VMware vCenter

Lenovo XClarity Integrators offer the following additional features:

- Ability to discover, manage, and monitor Lenovo server hardware from VMware vCenter or Microsoft System Center
- Deployment of firmware updates and configuration patterns to Lenovo x86 rack servers and Flex System from the virtualization management tool
- Non-disruptive server maintenance in clustered environments that reduces workload downtime by dynamically migrating workloads from affected hosts during rolling server updates or reboots
- Greater service level uptime and assurance in clustered environments during unplanned hardware events by dynamically triggering workload migration from impacted hosts when impending hardware failures are predicted

For more information about XClarity Integrators, refer to the Lenovo Systems Management web page: <https://www.lenovo.com/us/en/data-center/software/management/>

## Lenovo XClarity Energy Manager

Lenovo XClarity Energy Manager provides a stand-alone, web-based agent-less power management console that provides real time data and enables you to observe, plan and manage power and cooling for Lenovo servers. Using built-in intelligence, it identifies server power consumption trends and ideal power settings and performs cooling analysis so that you can define and optimize power-saving policies.

Lenovo XClarity Energy Manager offers the following capabilities:

- Monitors room, row, rack, and device levels in the data center
- Reports vital server information, such as power, temperature and resource utilization
- Monitors inlet temperature to locate hot spots, reducing the risk of data or device damage
- Provides finely-grained controls to limit platform power in compliance with IT policy
- Generates alerts when a user-defined threshold is reached

Lenovo XClarity Energy Manager is an optional software component for the SR530 server that is licensed on a per managed node basis, that is, each managed server requires a license. The 1-node Energy Manager license is included in the XClarity Controller Enterprise upgrade.

To manage systems without XClarity Controller Enterprise licenses, a node license pack should be purchased. The following table lists the geo-specific Lenovo XClarity Energy Manager software license options.

Table 48. Lenovo XClarity Energy Manager software options

| Description  | Part number (NA, AP, Japan)* | Part number (EMEA, LA)** | Quantity |
|--|------------------------------|--------------------------|----------|
| Lenovo XClarity Energy Manager, 1 Node w/ 1 Yr S&S | 01DA225                      | 01DA228                  | 1        |

\* NA = North America; AP = Asia Pacific.

\*\* EMEA = Europe, Middle East, Africa; LA = Latin America.

For more information, refer to the Lenovo XClarity Energy Manager web page: <http://datacentersupport.lenovo.com/us/en/solutions/Invo-lxem>

## Lenovo Capacity Planner

Lenovo Capacity Planner is a power consumption evaluation tool that enhances data center planning by enabling IT administrators and pre-sales professionals to understand various power characteristics of racks, servers, and other devices. Capacity Planner can dynamically calculate the power consumption, current, British Thermal Unit (BTU), and volt-ampere (VA) rating at the rack level, improving the planning efficiency for large-scale deployments.

For more information, refer to the Capacity Planner web page:  
<http://datacentersupport.lenovo.com/us/en/solutions/Invo-lcp>

## Security

The SR530 server offers the following security features:

- Power-on password
- Administrator's password
- Secure firmware updates
- Onboard Trusted Platform Module (TPM) version 1.2 or 2.0 (configurable UEFI system setting)
- Trusted Cryptographic Module (TCM) (optional; available in PRC only)
- Nationz Trusted Platform Module v2.0 (optional; available in PRC only)
- Lockable front bezel (optional)
- Self-encrypting drives (SEDs) with support for enterprise key managers - see the [SED encryption key management](#) section
- Lenovo Business Vantage security software (optional; available in PRC only)

The server is NIST SP 800-147B compliant.

The following table lists the security options that are available for the SR530 server.

Table 49. Security options

| Part number                             | Feature code | Description                                      | Maximum quantity |
|---|--------------|--|------------------|
| Lockable front bezel                    |              |  |                  |
| 7Z17A02581                              | AUWR         | ThinkSystem 1U Security Bezel                    | 1                |
| Trusted Cryptographic Module (PRC only) |              |  |                  |
| None*                                   | AVKE         | ThinkSystem Trusted Cryptographic Module         | 1                |
| Trusted Platform Module (PRC only)      |              |  |                  |
| None*                                   | B22N         | ThinkSystem Nationz Trusted Platform Module v2.0 | 1                |

\* Factory-installed only; no field upgrade.

Lenovo Business Vantage is a security software tool suite (available only in PRC) designed to work with the TCM or Nationz TPM for enhanced security, to keep user data safe, and to erase confidential data completely from a drive.

Lenovo Business Vantage provides the following features:

- Encrypts files to ensure data safety by using the TCM or Nationz TPM.
- Erases confidential data from a hard disk.
- Prohibits unauthorized access to the USB port of devices.
- Encrypts files to ensure data security on a USB storage device.

For more information, refer to the Lenovo Business Vantage web page:  
<http://support.lenovo.com.cn/lenovo/wsi/es/es.html>

## Intel Transparent Supply Chain

Add a layer of protection in your data center and have peace of mind that the server hardware you bring into it is safe authentic and with documented, testable, and provable origin.

Lenovo has one of the world's best supply chains, as ranked by Gartner Group, backed by extensive and mature supply chain security programs that exceed industry norms and US Government standards. Now we are the first Tier 1 manufacturer to offer Intel® Transparent Supply Chain in partnership with Intel, offering you an unprecedented degree of supply chain transparency and assurance.

To enable Intel Transparent Supply Chain for the Intel-based servers in your order, add the following feature code in the [DCSC configurator](#), under the Security tab.

Table 50. Intel Transparent Supply Chain ordering information

| Feature code | Description                    |
|--------------|--------------------------------|
| BB0P         | Intel Transparent Supply Chain |

For more information on this offering, see the paper *Introduction to Intel Transparent Supply Chain on Lenovo ThinkSystem Servers*, available from <https://lenovopress.com/lp1434-introduction-to-intel-transparent-supply-chain-on-thinksystem-servers>.

## Rack installation

The following table lists the rack installation options that are available for the SR530 server.

Table 51. Rack installation options

| Part number                        | Feature code | Description   | Maximum quantity |
|------------------------------------|--------------|---|------------------|
| 4-post rail kits                   |              |   |                  |
| 7M27A05702                         | AXCA         | ThinkSystem Tool-less Slide Rail  | 1                |
| 7M27A05701                         | AXCB         | ThinkSystem Tool-less Slide Rail Kit with 1U CMA                                | 1                |
| 4M17A07274                         | AXFN         | ThinkSystem Screw-in Slide Rail   | 1                |
| 4M17A07281                         | B0TE         | ThinkSystem Screw-in Slide Rail Kit with 1U CMA                                 | 1                |
| 4M17A07273                         | BK7W         | ThinkSystem Toolless Friction Rail v2   | 1                |
| Cable management arm (CMA) upgrade |              |   |                  |
| 7M27A05699                         | None^        | ThinkSystem 1U CMA Upgrade Kit for Tool-less Slide Rail                         | 1*               |
| 4M17A07276                         | AXFP         | ThinkSystem 1U CMA Upgrade Kit for Screw-in Slide Rail                          | 1**              |
| Front VGA port                     |              |   |                  |
| None***                            | BMNW         | Front VGA Connector Upgrade Kit for 1U v2 (for 3.5" models)                     | 1                |
| None***                            | AUWU         | Front VGA Connector Upgrade Kit for 1U (for 3.5" models)                        | 1                |
| 4Z17A80447                         | BMNW         | ThinkSystem SR530/SR570/SR630 Front VGA Connector Upgrade Kit v2                | 1                |
| 7Z17A02579                         | AUWW         | ThinkSystem SR530/SR570/SR630 Front VGA Connector Upgrade Kit (for 2.5" models) | 1                |

^ Field upgrade only.

\* The CMA Upgrade Kit for Tool-less Slide Rail is supported with the Tool-less Slide Rail (7M27A05702) only.

\*\* The CMA Upgrade Kit for Screw-in Slide Rail is supported with the Screw-in Slide Rail (4M17A07274) only.

\*\*\* Factory-installed only; no field upgrade.

The following table summarizes the rail kit features and specifications.

Table 52. Rail kit features and specifications summary

| Feature   | Tool-less Slide Rail                             |                      | Screw-in Slide Rail                              |                        | Tool-less Friction Rail                          |
|---|--|----------------------|--|------------------------|--|
|   | Without CMA                                      | With CMA             | Without CMA                                      | With CMA               |  |
| Part number   | 7M27A05702                                       | 7M27A05701           | 4M17A07274                                       | 4M17A07281             | 4M17A07273                                       |
| CMA   | 7M27A05699                                       | Included             | 4M17A07276                                       | Included               | No support                                       |
| Rail length   | 730 mm<br>(28.74 in.)                            | 807 mm<br>(31.8 in.) | 836.8 mm<br>(32.9 in.)                           | 836.8 mm<br>(32.9 in.) | 728.1 mm<br>(28.7 in.)                           |
| Rail type   | Full-out slide (ball bearing)                    |                      | Full-out slide (ball bearing)                    |                        | Half-out slide (friction)                        |
| Tool-less installation  | Yes  |                      | No   |                        | Yes  |
| In-rack server maintenance                                    | Yes  |                      | Yes  |                        | No   |
| 1U PDU support  | Yes  |                      | Yes  |                        | Yes  |
| 0U PDU support  | Limited*   |                      | Limited*   |                        | Limited**  |
| Rack type   | IBM and Lenovo 4-post,<br>IEC standard-compliant |                      | IBM and Lenovo 4-post,<br>IEC standard-compliant |                        | IBM and Lenovo 4-post,<br>IEC standard-compliant |
| Mounting holes  | Square or round                                  |                      | Square, round, or threaded                       |                        | Square or round                                  |
| Mounting flange thickness                                     | 2 mm (0.08 in.) –<br>3.3 mm (0.13 in.)           |                      | 2 mm (0.08 in.) –<br>3.3 mm (0.13 in.)           |                        | 2 mm (0.08 in.) –<br>3.3 mm (0.13 in.)           |
| Distance between front and rear mounting flanges <sup>^</sup> | 609.6 mm (24 in.) –<br>863.6 mm (34 in.)         |                      | 609.6 mm (24 in.) –<br>812.8 mm (32 in.)         |                        | 609.6 mm (24 in.) –<br>863.6 mm (34 in.)         |

\* If a 0U PDU is used, the rack cabinet must be at least 1100 mm (43.31 in.) deep if no CMA is used, or at least 1200 mm (47.24 in.) deep if a CMA is used.

\*\* If a 0U PDU used, the rack must be at least 1000 mm (39.37 in.) deep.

<sup>^</sup> Measured when mounted on the rack, from the front surface of the front mounting flange to the rear most point of the rail.

## Operating system support

The server with 2nd Gen processors supports the following operating systems:

- Microsoft Windows Server 2016
- Microsoft Windows Server 2019
- Microsoft Windows Server 2022
- Red Hat Enterprise Linux 7.6
- Red Hat Enterprise Linux 7.7
- Red Hat Enterprise Linux 7.8
- Red Hat Enterprise Linux 7.9
- Red Hat Enterprise Linux 8.0
- Red Hat Enterprise Linux 8.1
- Red Hat Enterprise Linux 8.2
- Red Hat Enterprise Linux 8.3
- Red Hat Enterprise Linux 8.4
- Red Hat Enterprise Linux 8.5
- Red Hat Enterprise Linux 8.6
- Red Hat Enterprise Linux 9.0
- SUSE Linux Enterprise Server 12 SP4
- SUSE Linux Enterprise Server 12 SP5
- SUSE Linux Enterprise Server 12 Xen SP4
- SUSE Linux Enterprise Server 12 Xen SP5
- SUSE Linux Enterprise Server 15
- SUSE Linux Enterprise Server 15 SP1



- SUSE Linux Enterprise Server 15 SP2
- SUSE Linux Enterprise Server 15 SP3
- SUSE Linux Enterprise Server 15 Xen
- SUSE Linux Enterprise Server 15 Xen SP1
- SUSE Linux Enterprise Server 15 Xen SP2
- SUSE Linux Enterprise Server 15 Xen SP3
- VMware ESXi 6.5 U2
- VMware ESXi 6.5 U3
- VMware ESXi 6.7 U1
- VMware ESXi 6.7 U2
- VMware ESXi 6.7 U3
- VMware ESXi 7.0
- VMware ESXi 7.0 U1
- VMware ESXi 7.0 U2
- VMware ESXi 7.0 U3

The server with 1st Gen processors supports the following operating systems:

- Microsoft Windows Server 2012 R2
- Microsoft Windows Server 2016
- Microsoft Windows Server 2019
- Microsoft Windows Server 2022
- Microsoft Windows Server, version 1709
- Microsoft Windows Server, version 1803
- Red Hat Enterprise Linux 6.10 x64
- Red Hat Enterprise Linux 6.9 x64
- Red Hat Enterprise Linux 7.3
- Red Hat Enterprise Linux 7.4
- Red Hat Enterprise Linux 7.5
- Red Hat Enterprise Linux 7.6
- Red Hat Enterprise Linux 7.7
- Red Hat Enterprise Linux 7.8
- Red Hat Enterprise Linux 7.9
- Red Hat Enterprise Linux 8.0
- Red Hat Enterprise Linux 8.1
- Red Hat Enterprise Linux 8.2
- Red Hat Enterprise Linux 8.3
- Red Hat Enterprise Linux 8.4
- Red Hat Enterprise Linux 8.5
- Red Hat Enterprise Linux 8.6
- Red Hat Enterprise Linux 9.0
- SUSE Linux Enterprise Server 11 Xen x64 SP4
- SUSE Linux Enterprise Server 11 x64 SP4
- SUSE Linux Enterprise Server 12 SP2
- SUSE Linux Enterprise Server 12 SP3
- SUSE Linux Enterprise Server 12 SP4
- SUSE Linux Enterprise Server 12 SP5
- SUSE Linux Enterprise Server 12 Xen SP2
- SUSE Linux Enterprise Server 12 Xen SP3
- SUSE Linux Enterprise Server 12 Xen SP4
- SUSE Linux Enterprise Server 12 Xen SP5
- SUSE Linux Enterprise Server 15
- SUSE Linux Enterprise Server 15 SP1
- SUSE Linux Enterprise Server 15 SP2
- SUSE Linux Enterprise Server 15 SP3
- SUSE Linux Enterprise Server 15 Xen
- SUSE Linux Enterprise Server 15 Xen SP1

- SUSE Linux Enterprise Server 15 Xen SP2
- SUSE Linux Enterprise Server 15 Xen SP3
- VMware ESXi 6.0 U3
- VMware ESXi 6.5
- VMware ESXi 6.5 U1
- VMware ESXi 6.5 U2
- VMware ESXi 6.5 U3
- VMware ESXi 6.7
- VMware ESXi 6.7 U1
- VMware ESXi 6.7 U2
- VMware ESXi 6.7 U3
- VMware ESXi 7.0
- VMware ESXi 7.0 U1
- VMware ESXi 7.0 U2
- VMware ESXi 7.0 U3

For a complete list of supported, certified and tested operating systems, plus additional details and links to relevant web sites, see the Operating System Interoperability Guide:

<https://lenovopress.com/osig#servers=sr530-7x07-7x08-sp-gen-2>

For configure-to-order configurations, the server can be preloaded with VMware ESXi installed on M.2 cards. Ordering information is listed in the following table.

Table 53. VMware ESXi preload

| Part number | Feature code | Description                            |
|-------------|--------------|--|
| CTO only    | B3VW         | VMware ESXi 6.5 U2 (Factory Installed) |
| CTO only    | B6U0         | VMware ESXi 6.5 U3 (factory installed) |
| CTO only    | B3VX         | VMware ESXi 6.7 (Factory Installed)    |
| CTO only    | B4XA         | VMware ESXi 6.7 U1 (Factory Installed) |
| CTO only    | B6U1         | VMware ESXi 6.7 U2 (factory installed) |
| CTO only    | B88T         | VMware ESXi 6.7 U3 (factory installed) |
| CTO only    | BBZG         | VMware ESXi 7.0 (Factory Installed)    |
| CTO only    | BE5E         | VMware ESXi 7.0 U1 (Factory Installed) |
| CTO only    | BHSR         | VMware ESXi 7.0 U2 (Factory Installed) |
| CTO only    | BMEY         | VMware ESXi 7.0 U3 (Factory Installed) |

## Physical and electrical specifications

The SR530 has the following overall physical dimensions, excluding components that extend outside the standard chassis, such as EIA flanges, front security bezel (if any), and power supply handles:

- Width: 435 mm (17.1 inches)
- Height: 43 mm (1.7 inches)
- Depth: 750 mm (29.5 inches)

The following table lists the detailed dimensions. See the figure below for the definition of each dimension.

Table 54. Detailed dimensions

| Dimension | Description  |
|-----------|--|
| 482 mm    | $X_a$ = Width, to the outsides of the front EIA flanges  |
| 435 mm    | $X_b$ = Width, to the rack rail mating surfaces  |
| 435 mm    | $X_c$ = Width, to the outer most chassis body feature  |
| 43 mm     | $Y_a$ = Height, from the bottom of chassis to the top of the chassis   |
| 715 mm    | $Z_a$ = Depth, from the rack flange mating surface to the rearmost I/O port surface                                      |
| 716 mm    | $Z_b$ = Depth, from the rack flange mating surface to the rearmost feature of the chassis body                           |
| 744 mm    | $Z_c$ = Depth, from the rack flange mating surface to the rearmost feature such as power supply handle                   |
| 35 mm     | $Z_d$ = Depth, from the forwardmost feature on front of EIA flange to the rack flange mating surface                     |
| 47 mm     | $Z_e$ = Depth, from the front of security bezel (if applicable) or forwardmost feature to the rack flange mating surface |

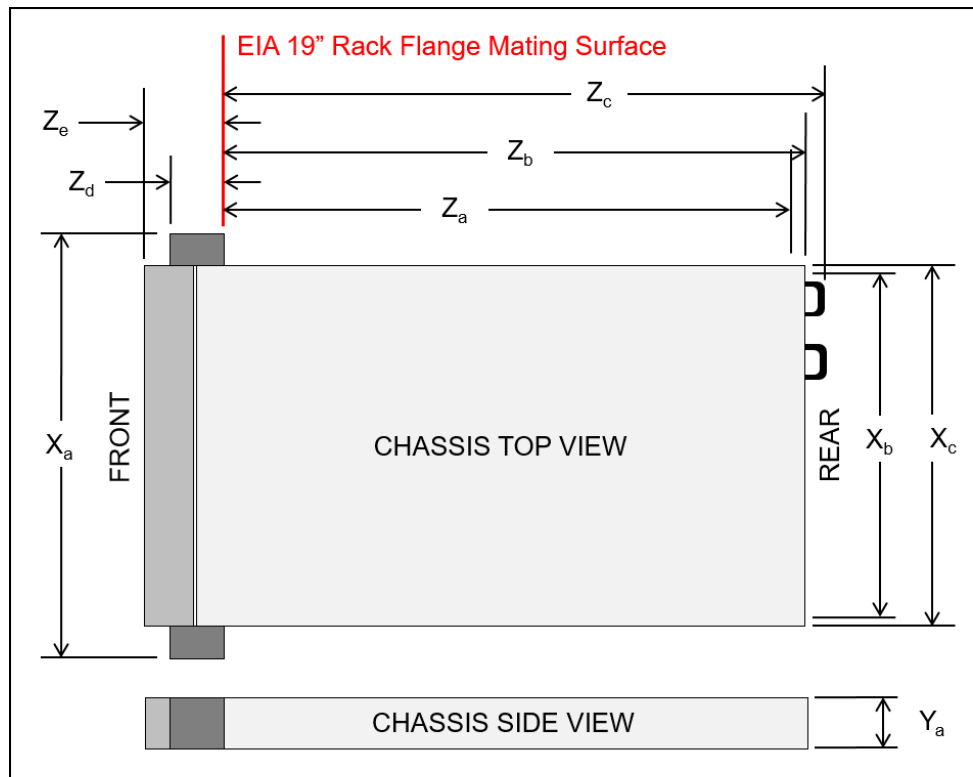


Figure 8. Server dimensions

The shipping dimensions (cardboard packaging) of the SR530 are as follows:

- Width: 587 mm (23.1 inches)
- Height: 225 mm (8.9 inches)
- Depth: 998 mm (39.3 inches)

The SR530 server has the following weight:

- Minimum configuration: 10.2 kg (22.5 lb)
- Maximum configuration: 16.0 kg (35.3 lb)

Electrical specifications for AC power supplies:

- 100 - 127 (nominal) V AC; 50 Hz / 60 Hz
- 200 - 240 (nominal) V AC; 50 Hz / 60 Hz
- 180 - 300 V DC (HVDC; supported in PRC only)

### Power load and inlet current

The following table lists the maximum system power load, rated inlet current, and system heat output based on the power supply and source voltage.

Table 55. Rated system power, inlet current, and system heat output

| Power supply   | Source voltage | Maximum power load per system (two power supplies) | Rated current per inlet | System heat output |
|----------------|----------------|--|-------------------------|--------------------|
| 550 W Platinum | 100 - 127 V AC | 722 W  | 6.2 A                   | 2463 BTU/hour      |
|                | 200 - 240 V AC | 704 W  | 3 A                     | 2402 BTU/hour      |
|                | 180 - 300 V DC | 702 W  | 2.5 A                   | 2395 BTU/hour      |
| 750 W Platinum | 100 - 127 V AC | 984 W  | 8.4 A                   | 3357 BTU/hour      |
|                | 200 - 240 V AC | 958 W  | 4.1 A                   | 3269 BTU/hour      |
|                | 180 - 300 V DC | 958 W  | 3.5 A                   | 3269 BTU/hour      |
| 750 W Titanium | 200 - 240 V AC | 949 W  | 4.1 A                   | 3238 BTU/hour      |
|                | 180 - 300 V DC | 948 W  | 3.5 A                   | 3235 BTU/hour      |

### Operating environment

The SR530 server complies with ASHRAE class A2 specifications. The server performance might be impacted when the operating temperature is outside the ASHRAE A2 specifications. Depending on the hardware configuration, some server models comply with ASHRAE class A3 and class A4 specifications. To comply with ASHRAE class A3 and class A4 specifications, the server models must meet the following hardware configuration requirements at the same time:

- Two power supplies must be installed
- No system fan failure

### Temperature and humidity

The SR530 server is supported in the following environment:

- Air temperature:
  - Operating:
    - ASHRAE Class A4: 5 °C - 45 °C (41 °F - 113 °F); for altitudes above 900 m (2,953 ft), decrease the maximum ambient temperature by 1 °C for every 125-m (410-ft) increase in altitude
    - ASHRAE Class A3: 5 °C - 40 °C (41 °F - 104 °F); for altitudes above 900 m (2,953 ft), decrease the maximum ambient temperature by 1 °C for every 175-m (574-ft) increase in altitude
    - ASHRAE Class A2: 10 °C - 35 °C (50 °F - 95 °F); for altitudes above 900 m (2,953 ft), decrease the maximum ambient temperature by 1 °C for every 300-m (984-ft) increase in altitude
  - Non-operating: 5 °C - 45 °C (41 °F - 113 °F)
  - Storage: -40 °C - +60 °C (-40 °F - 140 °F)
- Maximum altitude: 3,050 m (10,000 ft)
- Humidity:

- Operating:
  - ASHRAE Class A4: 8% - 90% (non-condensing); maximum dew point: 24 °C (75 °F)
  - ASHRAE Class A3: 8% - 85% (non-condensing); maximum dew point: 24 °C (75 °F)
  - ASHRAE Class A2: 8% - 80% (non-condensing); maximum dew point: 21 °C (70 °F)
- Storage: 8% - 90% (non-condensing)

### Acoustic noise emissions

The server has the following acoustic noise emissions declaration:

- Minimum configuration:
  - Operating: 5.0 bels
  - Idle: 4.5 bels
- Maximum configuration:
  - Operating: 5.5 bels
  - Idle: 5.2 bels

### Shock and vibration

The server has the following vibration and shock limits:

- Vibration:
  - Operating: 0.21 G rms at 5 Hz to 500 Hz for 15 minutes across 3 axes
  - Non-operating: 1.04 G rms at 2 Hz to 200 Hz for 15 minutes across 6 surfaces
- Shock:
  - Operating: 15 G for 3 milliseconds in each direction (positive and negative X, Y, and Z axes)
  - Non-operating:
    - 12 kg - 22 kg: 50 G for 152 in./sec velocity change across 6 surfaces
    - 23 kg - 31 kg: 35 G for 152 in./sec velocity change across 6 surfaces

### Particulate contamination

Airborne particulates (including metal flakes or particles) and reactive gases acting alone or in combination with other environmental factors such as humidity or temperature might damage the system that might cause the system to malfunction or stop working altogether.

The following specifications indicate the limits of particulates that the system can tolerate:

- Reactive gases:
  - The reactivity rate of copper coupons shall be less than 200 Angstroms per month (Å/month)
  - The reactivity rate of silver coupons shall be less than 200 Å/month
- Airborne particulates:
  - The room air should be continuously filtered with MERV 8 filters.
  - Air entering a data center should be filtered with MERV 11 or preferably MERV 13 filters.
  - The deliquescent relative humidity of the particulate contamination should be more than 60% RH
  - Data centers must be free of zinc whiskers

For additional information, see the Specifications section of the Setup Guide for the server, available from the Lenovo ThinkSystem Information Center, <https://thinksystem.lenovofiles.com/help/index.jsp>

### Warranty and support

The SR530 server has a one-year (7X07) or three-year (Machine Type 7X08) warranty.

The standard warranty terms are customer-replaceable unit (CRU) and onsite (for field-replaceable units FRUs only) with standard call center support during normal business hours and 9x5 Next Business Day Parts Delivered.

Lenovo's additional support services provide a sophisticated, unified support structure for your data center, with an experience consistently ranked number one in customer satisfaction worldwide. Available offerings include:

- **Premier Support**

Premier Support provides a Lenovo-owned customer experience and delivers direct access to technicians skilled in hardware, software, and advanced troubleshooting, in addition to the following:

- Direct technician-to-technician access through a dedicated phone line
- 24x7x365 remote support
- Single point of contact service
- End to end case management
- Third-party collaborative software support
- Online case tools and live chat support
- On-demand remote system analysis

- **Warranty Upgrade (Preconfigured Support)**

Services are available to meet the on-site response time targets that match the criticality of your systems.

- 3, 4, or 5 years of service coverage
- 1-year or 2-year post-warranty extensions
- **Foundation Service:** 9x5 service coverage with next business day onsite response. YourDrive YourData is an optional extra (see below).
- **Essential Service:** 24x7 service coverage with 4-hour onsite response or 24-hour committed repair (available only in select markets). Bundled with YourDrive YourData.
- **Advanced Service:** 24x7 service coverage with 2-hour onsite response or 6-hour committed repair (available only in select markets). Bundled with YourDrive YourData.

- **Managed Services**

Lenovo Managed Services provides continuous 24x7 remote monitoring (plus 24x7 call center availability) and proactive management of your data center using state-of-the-art tools, systems, and practices by a team of highly skilled and experienced Lenovo services professionals.

Quarterly reviews check error logs, verify firmware & OS device driver levels, and software as needed. We'll also maintain records of latest patches, critical updates, and firmware levels, to ensure you systems are providing business value through optimized performance.

- **Technical Account Management (TAM)**

A Lenovo Technical Account Manager helps you optimize the operation of your data center based on a deep understanding of your business. You gain direct access to your Lenovo TAM, who serves as your single point of contact to expedite service requests, provide status updates, and furnish reports to track incidents over time. In addition, your TAM will help proactively make service recommendations and manage your service relationship with Lenovo to make certain your needs are met.

- **Enterprise Server Software Support**

Enterprise Software Support is an additional support service providing customers with software support on Microsoft, Red Hat, SUSE, and VMware applications and systems. Around the clock availability for critical problems plus unlimited calls and incidents helps customers address challenges fast, without incremental costs. Support staff can answer troubleshooting and diagnostic questions, address product comparability and interoperability issues, isolate causes of problems, report defects to software vendors, and more.

- **YourDrive YourData**

Lenovo's YourDrive YourData is a multi-drive retention offering that ensures your data is always under your control, regardless of the number of drives that are installed in your Lenovo server. In the unlikely event of a drive failure, you retain possession of your drive while Lenovo replaces the failed drive part. Your data stays safely on your premises, in your hands. The YourDrive YourData service can be purchased in convenient bundles and is optional with Foundation Service. It is bundled with Essential Service and Advanced Service.

- **Health Check**

Having a trusted partner who can perform regular and detailed health checks is central to maintaining efficiency and ensuring that your systems and business are always running at their best. Health Check supports Lenovo-branded server, storage, and networking devices, as well as select Lenovo-supported products from other vendors that are sold by Lenovo or a Lenovo-Authorized Reseller.

Examples of region-specific warranty terms are second or longer business day parts delivery or parts-only base warranty.

If warranty terms and conditions include onsite labor for repair or replacement of parts, Lenovo will dispatch a service technician to the customer site to perform the replacement. Onsite labor under base warranty is limited to labor for replacement of parts that have been determined to be field-replaceable units (FRUs). Parts that are determined to be customer-replaceable units (CRUs) do not include onsite labor under base warranty.

If warranty terms include parts-only base warranty, Lenovo is responsible for delivering only replacement parts that are under base warranty (including FRUs) that will be sent to a requested location for self-service. Parts-only service does not include a service technician being dispatched onsite. Parts must be changed at customer's own cost and labor and defective parts must be returned following the instructions supplied with the spare parts.

Lenovo Service offerings are region-specific. Not all preconfigured support and upgrade options are available in every region. For information about Lenovo service upgrade offerings that are available in your region, refer to the following resources:

- Service part numbers in Lenovo Data Center Solution Configurator (DCSC):  
<http://dcsc.lenovo.com/#/services>
- Lenovo Services Availability Locator  
<http://lenovolocator.com/>

For service definitions, region-specific details, and service limitations, please refer to the following documents:

- Lenovo Statement of Limited Warranty for Infrastructure Solutions Group (ISG) Servers and System Storage  
<http://pcsupport.lenovo.com/us/en/solutions/ht503310>
- Lenovo Data Center Services Agreement  
<http://support.lenovo.com/us/en/solutions/ht116628>

## Services

Lenovo Services is a dedicated partner to your success. Our goal is to reduce your capital outlays, mitigate your IT risks, and accelerate your time to productivity.

**Note:** Some service options may not be available in all countries. For more information, go to <https://www.lenovo.com/services>. For information about Lenovo service upgrade offerings that are available in your region, contact your local Lenovo sales representative or business partner.

Here's a more in-depth look at what we can do for you:

- **Asset Recovery Services**

Asset Recovery Services (ARS) helps customers recover the maximum value from their end-of-life equipment in a cost-effective and secure way. On top of simplifying the transition from old to new equipment, ARS mitigates environmental and data security risks associated with data center equipment disposal. Lenovo ARS is a cash-back solution for equipment based on its remaining market value, yielding maximum value from aging assets and lowering total cost of ownership for your customers. For more information, see the ARS page, <https://lenovopress.com/lp1266-reduce-e-waste-and-grow-your-bottom-line-with-lenovo-ars>.

- **Assessment Services**

An Assessment helps solve your IT challenges through an onsite, multi-day session with a Lenovo technology expert. We perform a tools-based assessment which provides a comprehensive and thorough review of a company's environment and technology systems. In addition to the technology based functional requirements, the consultant also discusses and records the non-functional business requirements, challenges, and constraints. Assessments help organizations like yours, no matter how large or small, get a better return on your IT investment and overcome challenges in the ever-changing technology landscape.

- **Design Services**

Professional Services consultants perform infrastructure design and implementation planning to support your strategy. The high-level architectures provided by the assessment service are turned into low level designs and wiring diagrams, which are reviewed and approved prior to implementation. The implementation plan will demonstrate an outcome-based proposal to provide business capabilities through infrastructure with a risk-mitigated project plan.

- **Basic Hardware Installation**

Lenovo experts can seamlessly manage the physical installation of your server, storage, or networking hardware. Working at a time convenient for you (business hours or off shift), the technician will unpack and inspect the systems on your site, install options, mount in a rack cabinet, connect to power and network, check and update firmware to the latest levels, verify operation, and dispose of the packaging, allowing your team to focus on other priorities.

- **Deployment Services**

When investing in new IT infrastructures, you need to ensure your business will see quick time to value with little to no disruption. Lenovo deployments are designed by development and engineering teams who know our Products & Solutions better than anyone else, and our technicians own the process from delivery to completion. Lenovo will conduct remote preparation and planning, configure & integrate systems, validate systems, verify and update appliance firmware, train on administrative tasks, and provide post-deployment documentation. Customer's IT teams leverage our skills to enable IT staff to transform with higher level roles and tasks.

- **Integration, Migration, and Expansion Services**

Move existing physical & virtual workloads easily, or determine technical requirements to support increased workloads while maximizing performance. Includes tuning, validation, and documenting ongoing run processes. Leverage migration assessment planning documents to perform necessary migrations.



## Regulatory compliance

The ThinkSystem SR530 server conforms to the following regulations:

- United States: FCC Part 15, Class A; UL 60950-1
- Canada: ICES-003/NMB-03, Class A; CAN/CSA-C22.2 60950-1
- Mexico: NOM-19
- Argentina: IEC60950-1
- European Union: CE Mark (EN55022 Class A, IEC/EN60950-1, EN55024, EN61000-3-2, EN61000-3-3)
- Germany: TUV-GS (IEC/EN 60950-1, EK1-ITB2000)
- Russia, Kazakhstan, Belarus: EAC (TR CU 004/2011, TR CU 020/2011)
- China: CCC GB4943.1, GB9254 Class A, GB17625.1
- India: BIS
- Japan: VCCI, Class A
- Taiwan: BSMI CNS13438, Class A; CNS14336-1
- Korea: KN22, Class A; KN24
- Australia/New Zealand: AS/NZS CISPR 22 Class A
- Reduction of Hazardous Substances (ROHS)
- Energy Star 3.0 (excluding configurations with Bronze 3204, Gold 5222, or Platinum 8256 processors)

**Note:** For more information on the Energy Star 3.0 certification, refer to the *Energy Star 3.0 Certifications for ThinkSystem Servers* publication:

<http://lenovopress.com/lp1230>

## External drive enclosures

The server supports attachment to external drive enclosures using a RAID controller with external ports or a SAS host bus adapter. Adapters supported by the server are listed in the [SAS adapters for external storage](#) section.

**Note:** Information provided in this section is for ordering reference purposes only. For the operating system and adapter support details, refer to the interoperability matrix for a particular storage enclosure that can be found on the Lenovo Data Center Support web site:

<http://datacentersupport.lenovo.com>

Table 56. External drive enclosures

| Description  | Part number |         |         |
|--|-------------|---------|---------|
|  | Worldwide   | Japan   | PRC     |
| Lenovo Storage D1212 LFF Disk Expansion with Dual SAS IO Modules | 4587A11     | 4587A1J | 4587A1C |
| Lenovo Storage D1224 SFF Disk Expansion with Dual SAS IO Modules | 4587A31     | 4587A3J | 4587A3C |
| Lenovo Storage D3284 4TB x 84 HD Expansion Enclosure             | 641311F     |         |         |
| Lenovo Storage D3284 6TB x 84 HD Expansion Enclosure             | 641312F     |         |         |
| Lenovo Storage D3284 8TB x 84 HD Expansion Enclosure             | 641313F     |         |         |
| Lenovo Storage D3284 10TB x 84 HD Expansion Enclosure            | 641314F     |         |         |

For details about supported drives, adapters, and cables, see the following Lenovo Press Product Guides:

- Lenovo Storage D1212 and D1224  
<http://lenovopress.com/lp0512>
- Lenovo Storage D3284  
<http://lenovopress.com/lp0513>

## External storage systems

Lenovo offers the ThinkSystem DE Series and ThinkSystem DM Series external storage systems for high-performance storage. See the DE Series and DM Series product guides for specific controller models, expansion enclosures and configuration options:

- ThinkSystem DE Series Storage  
<https://lenovopress.com/storage/thinksystem/de-series#rt=product-guide>
- ThinkSystem DM Series Storage  
<https://lenovopress.com/storage/thinksystem/dm-series#rt=product-guide>

## External backup units

The following table lists the external backup options that are offered by Lenovo.

Table 57. External backup options

| Part number                             | Description                               |
|---|---|
| External RDX USB drives                 |   |
| 4T27A10725                              | ThinkSystem RDX External USB 3.0 Dock     |
| External SAS tape backup drives         |   |
| 6160S7E                                 | IBM TS2270 Tape Drive Model H7S           |
| 6160S8E                                 | IBM TS2280 Tape Drive Model H8S           |
| 6160S9E                                 | IBM TS2290 Tape Drive Model H9S           |
| External SAS tape backup autoloaders    |   |
| 6171S7R                                 | IBM TS2900 Tape Autoloader w/LTO7 HH SAS  |
| 6171S8R                                 | IBM TS2900 Tape Autoloader w/LTO8 HH SAS  |
| 6171S9R                                 | IBM TS2900 Tape Autoloader w/LTO9 HH SAS  |
| External tape backup libraries          |   |
| 6741A1F                                 | IBM TS4300 3U Tape Library-Base Unit      |
| 6741A3F                                 | IBM TS4300 3U Tape Library-Expansion Unit |
| Full High 8 Gb Fibre Channel for TS4300 |   |
| 01KP938                                 | LTO 7 FH Fibre Channel Drive              |
| 01KP954                                 | LTO 8 FH Fibre Channel Drive              |
| 02JH837                                 | LTO 9 FH Fibre Channel Drive              |
| Half High 8 Gb Fibre Channel for TS4300 |   |
| 01KP936                                 | LTO 7 HH Fibre Channel Drive              |
| 01KP952                                 | LTO 8 HH Fibre Channel Drive              |
| 02JH835                                 | LTO 9 HH Fibre Channel Drive              |
| Half High 6 Gb SAS for TS4300           |   |
| 01KP937                                 | LTO 7 HH SAS Drive                        |
| 01KP953                                 | LTO 8 HH SAS Drive                        |
| 02JH836                                 | LTO 9 HH SAS Drive                        |

For more information, see the list of Product Guides in the Backup units category:

<https://lenovopress.com/servers/options/backup>

## Fibre Channel SAN switches

Lenovo offers the ThinkSystem DB Series of Fibre Channel SAN switches for high-performance storage expansion. See the DB Series product guides for models and configuration options:

- ThinkSystem DB Series SAN Switches:  
<https://lenovopress.com/storage/switches/rack#rt=product-guide>

## Rack cabinets

The following table lists the supported rack cabinets.

Table 58. Rack cabinets

| Part number             | Description  |
|-------------------------|--|
| 7D2B0001WW / 7D2N0001WW | 12U 1200mm Deep Micro Datacenter Rack                          |
| 7D2C0001WW / 7D2P0001WW | 18U 1200mm Deep Micro Datacenter Rack                          |
| 93072RX                 | 25U Standard Rack (1000mm)                                     |
| 93072PX                 | 25U Static S2 Standard Rack (1000mm)                           |
| 7D6DA007WW              | ThinkSystem 42U Onyx Primary Heavy Duty Rack Cabinet (1200mm)  |
| 7D6DA008WW              | ThinkSystem 42U Pearl Primary Heavy Duty Rack Cabinet (1200mm) |
| 93604PX                 | 42U 1200mm Deep Dynamic Rack                                   |
| 93614PX                 | 42U 1200mm Deep Static Rack                                    |
| 93634PX                 | 42U 1100mm Dynamic Rack  |
| 93634EX                 | 42U 1100mm Dynamic Expansion Rack                              |
| 93074RX                 | 42U Standard Rack (1000mm)                                     |
| 7D6EA009WW              | ThinkSystem 48U Onyx Primary Heavy Duty Rack Cabinet (1200mm)  |
| 7D6EA00AWW              | ThinkSystem 48U Pearl Primary Heavy Duty Rack Cabinet (1200mm) |

For specifications about these racks, see the Lenovo Rack Cabinet Reference, available from:

<https://lenovopress.com/lp1287-lenovo-rack-cabinet-reference>

For more information, see the list of Product Guides in the Rack cabinets category:

<https://lenovopress.com/servers/options/racks>

## KVM switches and consoles

The following table lists the supported KVM consoles.

Table 59. KVM console

| Part number | Description   |
|-------------|---|
| 4XF7A73009  | ThinkSystem 18.5" LCD Console (with English keyboard) |

The following table lists the available KVM switches and the options that are supported with them.

Table 61. KVM switches and options

| Part number  | Description   |
|--|---|
| KVM Console switches   |   |
| 1754D1T  | ThinkSystem Digital 2x1x16 KVM Switch (DVI video output port) |
| 1754A1T  | ThinkSystem Analog 1x8 KVM Switch (DVI video output port)     |
| 1754D2X  | Global 4x2x32 Console Manager (GCM32)                         |
| 1754D1X  | Global 2x2x16 Console Manager (GCM16)                         |
| 1754A2X  | Local 2x16 Console Manager (LCM16)                            |
| 1754A1X  | Local 1x8 Console Manager (LCM8)                              |
| Cables for ThinkSystem Digital and Analog KVM Console switches |   |
| 4X97A11108   | ThinkSystem VGA to DVI Conversion Cable                       |
| 4X97A11109   | ThinkSystem Single-USB Conversion Cable for Digital KVM       |
| 4X97A11107   | ThinkSystem Dual-USB Conversion Cable for Digital KVM         |
| 4X97A11106   | ThinkSystem USB Conversion Cable for Analog KVM               |
| Cables for GCM and LCM Console switches                        |   |
| 46M5383  | Virtual Media Conversion Option Gen2 (VCO2)                   |
| 46M5382  | Serial Conversion Option (SCO)                                |

For more information, see the list of Product Guides in the KVM Switches and Consoles category:  
<http://lenovopress.com/servers/options/kvm>

## Power distribution units

The following table lists the power distribution units (PDUs) that are offered by Lenovo.

Table 62. Power distribution units

| Part number   | Feature code | Description   | ANZ | ASEAN | Brazil | EET | MEA | RUCIS | WE | HTK | INDIA | JAPAN | LA | NA | PRC |
|---|--------------|---|-----|-------|--------|-----|-----|-------|----|-----|-------|-------|----|----|-----|
| <b>0U Basic PDUs</b>  |              |   |     |       |        |     |     |       |    |     |       |       |    |    |     |
| 00YJ776   | ATZY         | 0U 36 C13/6 C19 24A 1 Phase PDU                           | N   | Y     | Y      | N   | N   | N     | N  | N   | N     | Y     | Y  | Y  | N   |
| 00YJ779   | ATZX         | 0U 21 C13/12 C19 48A 3 Phase PDU                          | N   | N     | Y      | N   | N   | N     | Y  | N   | N     | Y     | Y  | Y  | N   |
| 00YJ777   | ATZZ         | 0U 36 C13/6 C19 32A 1 Phase PDU                           | Y   | Y     | N      | Y   | Y   | Y     | Y  | Y   | Y     | N     | N  | Y  | Y   |
| 00YJ778   | AU00         | 0U 21 C13/12 C19 32A 3 Phase PDU                          | Y   | Y     | N      | Y   | Y   | Y     | Y  | Y   | Y     | N     | N  | Y  | Y   |
| <b>0U Switched and Monitored PDUs</b>   |              |   |     |       |        |     |     |       |    |     |       |       |    |    |     |
| 00YJ783   | AU04         | 0U 12 C13/12 C19 Switched and Monitored 48A 3 Phase PDU   | N   | N     | Y      | N   | N   | N     | Y  | N   | N     | Y     | Y  | Y  | N   |
| 00YJ781   | AU03         | 0U 20 C13/4 C19 Switched and Monitored 24A 1 Phase PDU    | N   | N     | Y      | N   | Y   | N     | Y  | N   | N     | Y     | Y  | Y  | N   |
| 00YJ782   | AU02         | 0U 18 C13/6 C19 Switched and Monitored 32A 3 Phase PDU    | Y   | Y     | Y      | Y   | Y   | Y     | Y  | Y   | Y     | N     | Y  | N  | Y   |
| 00YJ780   | AU01         | 0U 20 C13/4 C19 Switched and Monitored 32A 1 Phase PDU    | Y   | Y     | Y      | Y   | Y   | Y     | Y  | Y   | Y     | N     | Y  | N  | Y   |
| <b>1U Switched and Monitored PDUs</b>   |              |   |     |       |        |     |     |       |    |     |       |       |    |    |     |
| 4PU7A81117  | BNDV         | 1U 18 C19/C13 switched and monitored 48A 3P WYE PDU - ETL | N   | N     | N      | N   | N   | N     | N  | N   | N     | N     | N  | Y  | N   |
| 4PU7A77467  | BLC4         | 1U 18 C19/C13 Switched and Monitored 80A 3P Delta PDU     | N   | N     | N      | N   | N   | N     | N  | N   | N     | Y     | N  | Y  | N   |
| <b>1U Ultra Density Enterprise PDUs (9x IEC 320 C13 + 3x IEC 320 C19 outlets)</b> |              |   |     |       |        |     |     |       |    |     |       |       |    |    |     |
| 71763NU   | 6051         | Ultra Density Enterprise C19/C13 PDU 60A/208V/3PH         | N   | N     | Y      | N   | N   | N     | N  | N   | N     | Y     | Y  | Y  | N   |
| 71762NX   | 6091         | Ultra Density Enterprise C19/C13 PDU Module               | Y   | Y     | Y      | Y   | Y   | Y     | Y  | Y   | Y     | Y     | Y  | Y  | Y   |
| <b>1U C13 Enterprise PDUs (12x IEC 320 C13 outlets)</b>                           |              |   |     |       |        |     |     |       |    |     |       |       |    |    |     |
| 39M2816   | 6030         | DPI C13 Enterprise PDU Plus Module (WW)                   | Y   | Y     | Y      | Y   | Y   | Y     | Y  | Y   | Y     | Y     | Y  | Y  | Y   |
| 39Y8941   | 6010         | DPI C13 Enterprise PDU Module (WW)                        | Y   | Y     | Y      | Y   | Y   | Y     | Y  | Y   | Y     | Y     | Y  | Y  | Y   |
| <b>1U C19 Enterprise PDUs (6x IEC 320 C19 outlets)</b>                            |              |   |     |       |        |     |     |       |    |     |       |       |    |    |     |
| 39Y8948   | 6060         | DPI C19 Enterprise PDU Module (WW)                        | Y   | Y     | Y      | Y   | Y   | Y     | Y  | Y   | Y     | Y     | Y  | Y  | Y   |
| 39Y8923   | 6061         | DPI Three-phase 60A/208V C19 Enterprise PDU (US)          | N   | N     | Y      | N   | N   | N     | Y  | N   | N     | N     | Y  | Y  | N   |
| <b>1U Front-end PDUs (3x IEC 320 C19 outlets)</b>                                 |              |   |     |       |        |     |     |       |    |     |       |       |    |    |     |
| 39Y8938   | 6002         | DPI Single-phase 30A/120V Front-end PDU (US)              | Y   | Y     | Y      | Y   | Y   | Y     | Y  | Y   | Y     | Y     | Y  | Y  | Y   |
| 39Y8939   | 6003         | DPI Single-phase 30A/208V Front-end PDU (US)              | Y   | Y     | Y      | Y   | Y   | Y     | Y  | Y   | Y     | Y     | Y  | Y  | Y   |
| 39Y8934   | 6005         | DPI Single-phase 32A/230V Front-end PDU (International)   | Y   | Y     | Y      | Y   | Y   | Y     | Y  | Y   | Y     | Y     | Y  | Y  | Y   |

| Part number   | Feature code | Description   | ANZ | ASEAN | Brazil | EET | MEA | RUCIS | WE | HTK | INDIA | JAPAN | LA | NA | PRC |
|---|--------------|---|-----|-------|--------|-----|-----|-------|----|-----|-------|-------|----|----|-----|
| 39Y8940   | 6004         | DPI Single-phase 60A/208V Front-end PDU (US)                        | Y   | N     | Y      | Y   | Y   | Y     | Y  | N   | N     | Y     | Y  | Y  | N   |
| 39Y8935   | 6006         | DPI Single-phase 63A/230V Front-end PDU (International)             | Y   | Y     | Y      | Y   | Y   | Y     | Y  | Y   | Y     | Y     | Y  | Y  | Y   |
| <b>1U NEMA PDUs (6x NEMA 5-15R outlets)</b>                 |              |   |     |       |        |     |     |       |    |     |       |       |    |    |     |
| 39Y8905   | 5900         | DPI 100-127V NEMA PDU   | Y   | Y     | Y      | Y   | Y   | Y     | Y  | Y   | Y     | Y     | Y  | Y  | Y   |
| <b>Line cords for 1U PDUs that ship without a line cord</b> |              |   |     |       |        |     |     |       |    |     |       |       |    |    |     |
| 40K9611   | 6504         | 4.3m, 32A/380-415V, EPDU/IEC 309 3P+N+G 3ph wye (non-US) Line Cord  | Y   | Y     | Y      | Y   | Y   | Y     | Y  | Y   | Y     | Y     | Y  | Y  | Y   |
| 40K9612   | 6502         | 4.3m, 32A/230V, EPDU to IEC 309 P+N+G (non-US) Line Cord            | Y   | Y     | Y      | Y   | Y   | Y     | Y  | Y   | Y     | Y     | Y  | Y  | Y   |
| 40K9613   | 6503         | 4.3m, 63A/230V, EPDU to IEC 309 P+N+G (non-US) Line Cord            | Y   | Y     | Y      | Y   | Y   | Y     | Y  | Y   | Y     | Y     | Y  | Y  | Y   |
| 40K9614   | 6500         | 4.3m, 30A/208V, EPDU to NEMA L6-30P (US) Line Cord                  | Y   | Y     | Y      | Y   | Y   | Y     | Y  | Y   | Y     | Y     | Y  | Y  | Y   |
| 40K9615   | 6501         | 4.3m, 60A/208V, EPDU to IEC 309 2P+G (US) Line Cord                 | N   | N     | Y      | N   | N   | N     | Y  | N   | N     | Y     | Y  | Y  | N   |
| 40K9617   | 6505         | 4.3m, 32A/230V, Souriau UTG Female to AS/NZ 3112 (Aus/NZ) Line Cord | Y   | Y     | Y      | Y   | Y   | Y     | Y  | Y   | Y     | Y     | Y  | Y  | Y   |
| 40K9618   | 6506         | 4.3m, 32A/250V, Souriau UTG Female to KSC 8305 (S. Korea) Line Cord | Y   | Y     | Y      | Y   | Y   | Y     | Y  | Y   | Y     | Y     | Y  | Y  | Y   |

For more information, see the Lenovo Press documents in the PDU category:  
<https://lenovopress.com/servers/options/pdu>

## Uninterruptible power supply units

The following table lists the uninterruptible power supply (UPS) units that are offered by Lenovo.

Table 63. Uninterruptible power supply units

| Part number | Description  |
|-------------|--|
| 55941AX     | RT1.5kVA 2U Rack or Tower UPS (100-125VAC)   |
| 55941KX     | RT1.5kVA 2U Rack or Tower UPS (200-240VAC)   |
| 55942AX     | RT2.2kVA 2U Rack or Tower UPS (100-125VAC)   |
| 55942KX     | RT2.2kVA 2U Rack or Tower UPS (200-240VAC)   |
| 55943AX     | RT3kVA 2U Rack or Tower UPS (100-125VAC)   |
| 55943KX     | RT3kVA 2U Rack or Tower UPS (200-240VAC)   |
| 55945KX     | RT5kVA 3U Rack or Tower UPS (200-240VAC)   |
| 55946KX     | RT6kVA 3U Rack or Tower UPS (200-240VAC)   |
| 55948KX     | RT8kVA 6U Rack or Tower UPS (200-240VAC)   |
| 55949KX     | RT11kVA 6U Rack or Tower UPS (200-240VAC)  |
| 55948PX     | RT8kVA 6U 3:1 Phase Rack or Tower UPS (380-415VAC)   |
| 55949PX     | RT11kVA 6U 3:1 Phase Rack or Tower UPS (380-415VAC)  |
| 55943KT†    | ThinkSystem RT3kVA 2U Standard UPS (200-230VAC) (2x C13 10A, 2x GB 10A, 1x C19 16A outlets)    |
| 55943LT†    | ThinkSystem RT3kVA 2U Long Backup UPS (200-230VAC) (2x C13 10A, 2x GB 10A, 1x C19 16A outlets) |
| 55946KT†    | ThinkSystem RT6kVA 5U UPS (200-230VAC) (2x C13 10A outlets, 1x Terminal Block output)          |
| 5594XKT†    | ThinkSystem RT10kVA 5U UPS (200-230VAC) (2x C13 10A outlets, 1x Terminal Block output)         |

† Only available in China and countries in the Asia Pacific region.

For more information, see the list of Product Guides in the UPS category:

<https://lenovopress.com/servers/options/ups>

## Lenovo Financial Services

Lenovo Financial Services reinforces Lenovo's commitment to deliver pioneering products and services that are recognized for their quality, excellence, and trustworthiness. Lenovo Financial Services offers financing solutions and services that complement your technology solution anywhere in the world.

We are dedicated to delivering a positive finance experience for customers like you who want to maximize your purchase power by obtaining the technology you need today, protect against technology obsolescence, and preserve your capital for other uses.

We work with businesses, non-profit organizations, governments and educational institutions to finance their entire technology solution. We focus on making it easy to do business with us. Our highly experienced team of finance professionals operates in a work culture that emphasizes the importance of providing outstanding customer service. Our systems, processes and flexible policies support our goal of providing customers with a positive experience.

We finance your entire solution. Unlike others, we allow you to bundle everything you need from hardware and software to service contracts, installation costs, training fees, and sales tax. If you decide weeks or months later to add to your solution, we can consolidate everything into a single invoice.

Our Premier Client services provide large accounts with special handling services to ensure these complex transactions are serviced properly. As a premier client, you have a dedicated finance specialist who manages your account through its life, from first invoice through asset return or purchase. This specialist develops an in-depth understanding of your invoice and payment requirements. For you, this dedication provides a high-quality, easy, and positive financing experience.

For your region-specific offers, please ask your Lenovo sales representative or your technology provider about the use of Lenovo Financial Services. For more information, see the following Lenovo website:

<https://www.lenovo.com/us/en/landingpage/lenovo-financial-services/>



## Related publications and links

For more information, see these resources:

- ThinkSystem SR530 product page  
<https://www.lenovo.com/us/en/data-center/servers/racks/ThinkSystem-SR530/p/77XX7SRSR53>
- Datasheet for the ThinkSystem SR530:  
<https://lenovopress.com/ds0002-lenovo-thinksystem-sr530>
- 3D Interactive Tour of the ThinkSystem SR530:  
<https://lenovopress.com/lp0670-3d-tour-thinksystem-sr530>
- Walkthrough Video for the ThinkSystem SR530:  
<https://lenovopress.com/lp0744-thinksystem-sr530-server-video-walkthrough>
- User Manuals for the ThinkSystem SR530:  
[https://thinksystem.lenovofiles.com/help/topic/7X07/introduction.html?cp=4\\_2](https://thinksystem.lenovofiles.com/help/topic/7X07/introduction.html?cp=4_2)
  - Quick Start Guide
  - Setup Guide
  - Rack Installation Guides
  - Maintenance Manual
  - Messages and Codes Reference
  - UEFI Manual
- Lenovo Data Center Support Downloads - ThinkSystem SR530:  
<http://datacentersupport.lenovo.com/products/servers/thinksystem/sr530/7x07/downloads>  
<http://datacentersupport.lenovo.com/products/servers/thinksystem/sr530/7x08/downloads>
- Lenovo Hardware Installation & Removal Videos on the ThinkSystem SR530:
  - YouTube: [https://www.youtube.com/playlist?list=PLYV5R7hVcs-AQrHuDWK6L3KtHWc6maY\\_O](https://www.youtube.com/playlist?list=PLYV5R7hVcs-AQrHuDWK6L3KtHWc6maY_O)
  - Youku: [https://list.youku.com/albumlist/show/id\\_50437162](https://list.youku.com/albumlist/show/id_50437162)
- Lenovo Data Center Solution Configurator (DCSC):  
<http://dcsc.lenovo.com>

## Related product families

Product families related to this document are the following:

- [2-Socket Rack Servers](#)
- [ThinkSystem SR530 Server](#)

## Notices

Lenovo may not offer the products, services, or features discussed in this document in all countries. Consult your local Lenovo representative for information on the products and services currently available in your area. Any reference to a Lenovo product, program, or service is not intended to state or imply that only that Lenovo product, program, or service may be used. Any functionally equivalent product, program, or service that does not infringe any Lenovo intellectual property right may be used instead. However, it is the user's responsibility to evaluate and verify the operation of any other product, program, or service. Lenovo may have patents or pending patent applications covering subject matter described in this document. The furnishing of this document does not give you any license to these patents. You can send license inquiries, in writing, to:

Lenovo (United States), Inc.  
8001 Development Drive  
Morrisville, NC 27560  
U.S.A.  
Attention: Lenovo Director of Licensing

LENOVO PROVIDES THIS PUBLICATION "AS IS" WITHOUT WARRANTY OF ANY KIND, EITHER EXPRESS OR IMPLIED, INCLUDING, BUT NOT LIMITED TO, THE IMPLIED WARRANTIES OF NON-INFRINGEMENT, MERCHANTABILITY OR FITNESS FOR A PARTICULAR PURPOSE. Some jurisdictions do not allow disclaimer of express or implied warranties in certain transactions, therefore, this statement may not apply to you.

This information could include technical inaccuracies or typographical errors. Changes are periodically made to the information herein; these changes will be incorporated in new editions of the publication. Lenovo may make improvements and/or changes in the product(s) and/or the program(s) described in this publication at any time without notice.

The products described in this document are not intended for use in implantation or other life support applications where malfunction may result in injury or death to persons. The information contained in this document does not affect or change Lenovo product specifications or warranties. Nothing in this document shall operate as an express or implied license or indemnity under the intellectual property rights of Lenovo or third parties. All information contained in this document was obtained in specific environments and is presented as an illustration. The result obtained in other operating environments may vary. Lenovo may use or distribute any of the information you supply in any way it believes appropriate without incurring any obligation to you.

Any references in this publication to non-Lenovo Web sites are provided for convenience only and do not in any manner serve as an endorsement of those Web sites. The materials at those Web sites are not part of the materials for this Lenovo product, and use of those Web sites is at your own risk. Any performance data contained herein was determined in a controlled environment. Therefore, the result obtained in other operating environments may vary significantly. Some measurements may have been made on development-level systems and there is no guarantee that these measurements will be the same on generally available systems. Furthermore, some measurements may have been estimated through extrapolation. Actual results may vary. Users of this document should verify the applicable data for their specific environment.

© Copyright Lenovo 2022. All rights reserved.

This document, LP1045, was created or updated on July 19, 2022.

Send us your comments in one of the following ways:

- Use the online Contact us review form found at:  
<https://lenovopress.lenovo.com/LP1045>
- Send your comments in an e-mail to:  
[comments@lenovopress.com](mailto:comments@lenovopress.com)

This document is available online at <https://lenovopress.lenovo.com/LP1045>.

## Trademarks

Lenovo and the Lenovo logo are trademarks or registered trademarks of Lenovo in the United States, other countries, or both. A current list of Lenovo trademarks is available on the Web at <https://www.lenovo.com/us/en/legal/copytrade/>.

The following terms are trademarks of Lenovo in the United States, other countries, or both:

Lenovo®  
Bootable Media Creator  
Flex System  
Lenovo Services  
RackSwitch  
System x®  
ThinkServer®  
ThinkSystem  
TopSeller  
TruDDR4  
UpdateXpress System Packs  
XClarity®

The following terms are trademarks of other companies:

Intel® and Xeon® are trademarks of Intel Corporation or its subsidiaries.

Linux® is the trademark of Linus Torvalds in the U.S. and other countries.

Hyper-V®, Microsoft®, PowerShell, Windows PowerShell®, Windows Server®, and Windows® are trademarks of Microsoft Corporation in the United States, other countries, or both.

Other company, product, or service names may be trademarks or service marks of others.